



MINUTES OF THE
ORDINARY COUNCIL MEETING
HELD ON WEDNESDAY
17TH JULY 2019



WILDFLOWER COUNTRY

SHIRE OF THREE SPRINGS

MINUTES OF ORDINARY MEETING OF COUNCIL HELD IN COUNCIL CHAMBERS ON 17th July 2019 COMMENCING AT 1.34 PM.

Table of Contents

Contents

1. DECLARATION OF OPENING/ANNOUNCEMENT OF VISITORS.....	1
2. RECORD OF ATTENDANCE/APOLOGIES/APPROVED LEAVE OF ABSENCE	1
3. RESPONSE TO PREVIOUS PUBLIC QUESTIONS TAKEN ON NOTICE.....	1
4. PUBLIC QUESTION TIME	1
5. APPLICATIONS FOR LEAVE OF ABSENCE	1
6. CONFIRMATION OF PREVIOUS MEETING MINUTES.....	2
6.1. Confirmation of Minutes of Ordinary Meeting held 19 th June 2019.....	2
7. ANNOUNCEMENTS BY PRESIDING PERSON WITHOUT DISCUSSION.....	2
8. PETITIONS / DEPUTATIONS / PRESENTATIONS / SUBMISSIONS.....	2
9. OFFICERS REPORTS	2
9.1. HEALTH, BUILDING AND TOWN PLANNING.....	3
9.1.1. PROPOSED REZONING OF CONNAUGHTON'S SOAK	3
9.1.2. PROPOSED RESIDENCE	9
9.1.3. PROPOSED OUTBUILDINGS LOCAL PLANNING POLICY.....	27
9.2. ADMINISTRATION	35
9.2.1. DISABILITY ACCESS AND INCLUSION PLAN	35
9.2.2. Off Road Racing Event - Approval 27 th to 30 th September 2019	47
9.3. FINANCE	51
9.3.1. FINANCIAL STATEMENTS FOR MONTH ENDING 30 th June 2019	51
9.3.2. ACCOUNTS FOR PAYMENT – 30 JUNE 2019	83
10. MOTIONS OF WHICH PREVIOUS NOTICE HAS BEEN GIVEN	97
11. BUSINESS OF AN URGENT NATURE INTRODUCED BY DECISION OF MEETING	97
11.1. ELECTED MEMBERS - Nil.....	97
11.2. STAFF - Nil.....	97
12. QUESTIONS BY MEMBERS WITHOUT NOTICE.....	97
13. QUESTIONS BY MEMBERS OF WHICH DUE NOTICE HAS BEEN GIVEN.....	97
14. TIME AND DATE OF NEXT MEETING	97
15. CONFIDENTIAL ITEMS	97
16. MEETING CLOSURE.....	97

**MINUTES OF THE ORDINARY MEETING OF COUNCIL HELD IN COUNCIL CHAMBERS
ON 17TH JULY 2019 COMMENCING AT 1.34 PM.**

1. DECLARATION OF OPENING/ANNOUNCEMENT OF VISITORS

The Presiding Member, Cr Chris Lane declared the meeting open at 1.34pm

2. RECORD OF ATTENDANCE/APOLOGIES/APPROVED LEAVE OF ABSENCE

2.1. PRESENT

C Lane	President
C Connaughton	Deputy President
RJ Heal	Councillor
RJ Thorpe	Councillor
JD Mutter	Councillor
AEC Thomas	Councillor

STAFF

S Yandle	Chief Executive Officer
R Sunner	Deputy CEO
M Bennett	Manager of Works and Services

PUBLIC

Mr Ahmed Al-Shammari

2.2 APOLOGIES

Nil

2.3 LEAVE OF ABSENCE

Nil

3. RESPONSE TO PREVIOUS PUBLIC QUESTIONS TAKEN ON NOTICE

Nil

4. PUBLIC QUESTION TIME

5. APPLICATIONS FOR LEAVE OF ABSENCE

190701 COUNCIL RESOLUTION – ITEM 5.1.1

MOVED: Cr Mutter
SECONDED: Cr Connaughton

That Council approve Leave of Absence for Cr Jenny Mutter for the August 2019 ordinary meeting of Council.

CARRIED
Voted: 6/0

190702 COUNCIL RESOLUTION – ITEM 5.1.2

MOVED: Cr Thorpe
SECONDED: Cr Mutter

That Council approve Leave of Absence for Cr Richard Thorpe for the August 2019 ordinary meeting of Council.

CARRIED
Voted: 6/0

6. CONFIRMATION OF PREVIOUS MEETING MINUTES

6.1. Confirmation of Minutes of Ordinary Meeting held 19th June 2019

190703 COUNCIL RESOLUTION - ITEM 6.1

MOVED: Cr Mutter
SECONDED: Cr Connaughton

That the Minutes of the Ordinary Council Meeting held on the 19th of June 2019 be confirmed as a true and accurate record of proceedings.

CARRIED
Voted: 6/0

7. ANNOUNCEMENTS BY PRESIDING PERSON WITHOUT DISCUSSION

Council acknowledged the pass of Mr Percy George

24/06/19	President Cr Lane and CEO attended WALGA Northern Country Zone meeting
25/06/19	Cr Lane – FrackFree WA meeting in Three Springs
28/06/19	Cr Connaughton – present for delivery of new grader
02/07/19	Cr Lane– Budget Networking meeting and CAG meeting
02/07/19	Cr Connaughton – Budget Networking meeting
04/07/19	Cr Lane, and Manager of Works – LEMC workshop (setting up evacuation Centre) at Perenjori
05/07/19	Cr Lane attended Rural Water Council meeting in Moora as Northern country Zone delegate
12/07/19	Cr Lane and Cr Connaughton – CEO recruitment meeting

8. PETITIONS / DEPUTATIONS / PRESENTATIONS / SUBMISSIONS

1.36pm - Mr Ahmed Al-Shammari presented to Council his model design of a Sea Container Residence briefing outlining design, structure (4H beams), height, width, insulation and advising there would be no load on sea container itself, load carried on H beams.

Mr Al-Shammari left the meeting 1.42pm

9. OFFICERS REPORTS

9.1. HEALTH, BUILDING AND TOWN PLANNING

Cr Connaughton declared a financial interest in Item 9.1.1 and left chambers at 1.44pm

9.1.1. PROPOSED REZONING OF CONNAUGHTON'S SOAK

Agenda Reference: TP 7/19-01
Location/Address: Lot 11133 Morawa-Three Springs Road, Dudawa
Name of Applicant: Landwest for CS & PF Connaughton & Water Corporation
File Reference: ADM0158
Disclosure of Interest: Nil
Date: 28 June 2019
Author: Simon Lancaster, DCEO Shire of Chapman Valley and Sylvia Yandle, CEO

Signature of Author: _____

SUMMARY

Council resolved at its 20 February 2019 meeting to initiate Scheme Amendment No.2 to rezone Lot 11133 Morawa-Three Springs Road, Dudawa (Connaughton's Soak) from the 'Public Purposes-Infrastructure Services' zone to the 'Rural' zone, to enable its amalgamation into the surrounding landholding. The required advertising has now been concluded with no objections having been received, and this report recommends Council's adoption of Scheme Amendment No.2.

ATTACHMENTS

9.1.1 Schedule of Submissions (refer Consultation section)

BACKGROUND

Lot 11133 is a 5.1618ha battleaxe property containing disused Water Corporation infrastructure including wells/pits, pipes and a concrete water tank. The lot is located approximately 4km north of the Three Springs townsite on the western side of the Morawa-Three Springs Road.

Figure 9.1.1(a) – Location Map for Lot 11133 Morawa-Three Springs Road, Dudawa



Lot 11133 was originally excised from the surrounding Lot 5 in 1974 for the purposes of water supply and the Water Corporation have now identified Lot 11133 as being surplus to its requirements. The Water Corporation initially approached Council and it was resolved at the 20 September 2017 meeting that Council did not require the land and had no objection to its disposal to the adjoining landowner and its rezoning to 'Rural'.

The Water Corporation then approached the landowner of the 345.18ha Lot 5 (CS & PF Connaughton) which surrounds Lot 11133, and agreement has been reached for them to purchase Lot 11133 and amalgamate it into their landholding.

Figure 9.1.1(b) – Aerial Photo of Lot 11133 Morawa-Three Springs Road, Dudawa



Figure 9.1.1(c) – View west towards Lot 11133 from Morawa-Three Springs Road



COMMENT

Lot 11133 is zoned 'Public Purposes-Infrastructure Services' under the Shire of Three Springs Local Planning Scheme No.2 ('the Scheme') and the Water Corporation have required as a condition of sale into private ownership that the zoning should be amended to no longer be for public purposes to satisfy the *Water Services Act 2012*. The 'Rural' zone is the most appropriate zoning, to correspond with the surrounding area.

CONSULTATION

Following Council's 20 February 2019 resolution, Scheme Amendment No.2 was referred to the Environmental Protection Authority ('EPA') for its assessment as per Section 81 of the *Planning & Development Act 2005*. The EPA advised on 1 April 2019 that the Amendment did not warrant assessment under Part IV Division 3 of the *Environmental Protection Act 1986*.

The Western Australian Planning Commission ('WAPC') were duly advised of the EPA determination and the Shire's intention to advertise Scheme Amendment No.2 as a standard amendment. Advertising took place in accordance with the provisions of the *Planning & Development Act 2005* from 8 May 2019 until 21 June 2019 inclusive of the following actions:

- notice placed in the Mid West Times on 8 May 2019;
- notice placed on-site,
- Scheme Amendment No.2 documentation made available for viewing at the Shire office;
- Scheme Amendment No.2 documentation made available for viewing on the Shire website;
- letters being sent to the landowners of the 6 surrounding lots inviting comment;
- letters being sent to Alinta Energy, ATCO Gas, Department of Biodiversity, Conservation & Attractions, Department of Fire & Emergency Services, Department of Health, Department of Planning, Lands & Heritage, Department of Primary Industries & Regional Development, Department of Water and Environment Regulation, Main Roads WA, Telstra, Water Corporation, Western Power and Westnet Energy inviting comment.

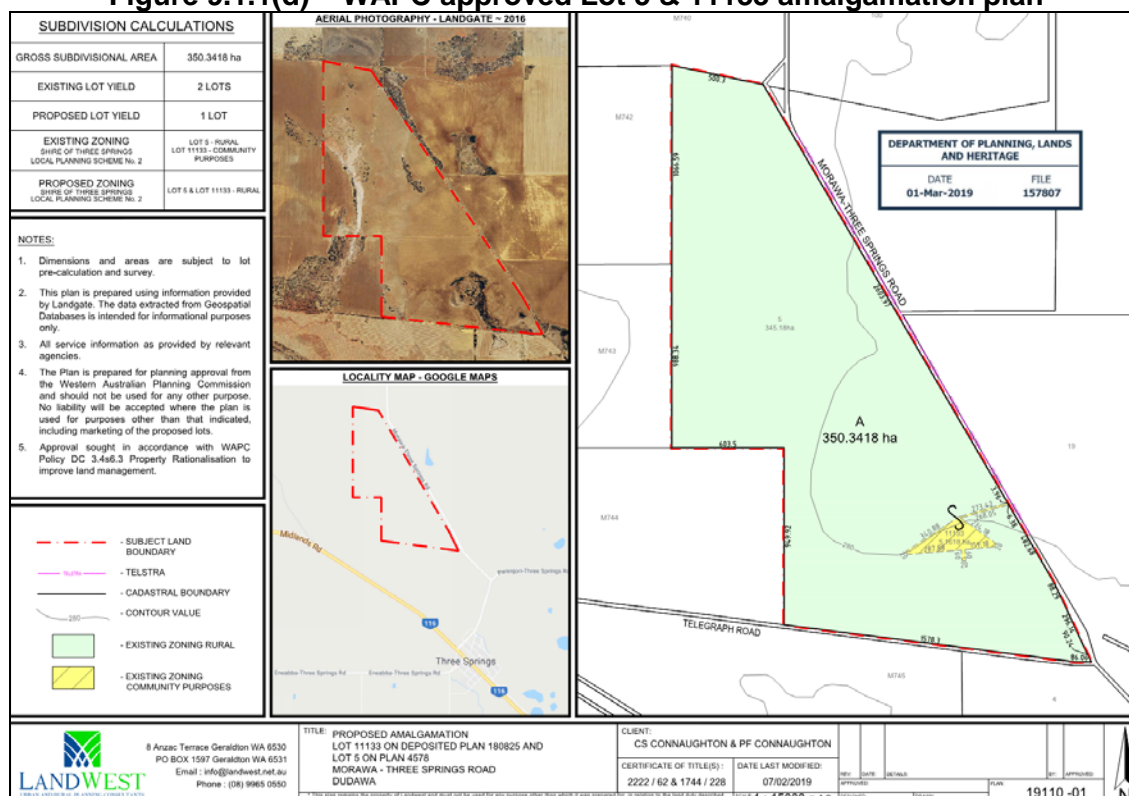
At the conclusion of the advertising period 7 submissions had been received, all from government agencies, and all offering no objection to the proposed rezoning.

The Scheme Amendment No.2 Schedule of Submissions that is required to be forwarded to the WAPC is provided below. The Schedule of Submissions identifies the respondents, the nature of their submissions, and provides individual comment upon any raised issues. Copies of the received submissions can also be provided to Councillors upon request.

Submission No.	Respondent	Nature of Submission	Comment	Recommendation
1 (20/5/19)	Department of Primary Industries & Regional Development	DPIRD has no objections to the proposed rezoning.	Advice of no objection to rezoning proposal noted.	No modification to Scheme Amendment No.2 required.
2 (21/5/19)	Main Roads WA	Proposal is not located within or adjacent to a road reserve under MRWA jurisdiction. MRWA has no current plans in the area that would effect the proposal. As a result, MRWA has no objection to the proposal.	Advice of no objection to rezoning proposal noted.	No modification to Scheme Amendment No.2 required.
3 (22/5/19)	ATCO Gas	ATCO have reviewed the information provided and confirms that it doesn't own nor operate gas mains or infrastructure within the vicinity of Lot 11133.	Advice of no objection to rezoning proposal noted.	No modification to Scheme Amendment No.2 required.

4 (23/5/19)	Department of Biodiversity, Conservation & Attractions	DBCA has no objection to the rezoning and anticipates that any associated environmental impacts will be appropriately managed through the exiting planning framework.	Advice of no objection to rezoning proposal noted.	No modification to Scheme Amendment No.2 required.
5 (27/5/19)	Department of Water and Environment Regulation	DWER has reviewed the proposal and has no objection, and offers the following advice: Lots 5 & 11133 both form part of the Threatened Ecological Communities Buffer for Priority 3 – Critically Endangered Eucalypt woodland of the Western Australian Wheatbelt. DWER recommends no clearing of remnant vegetation as to not degrade this existing vegetation. If the landholder is not intending to utilise the existing bores on Lot 11133 they should be decommissioned consistent with the Minimum Construction Requirements for Water Bores in Australia 3 rd Edition 2012.	Advice of no objection to rezoning proposal noted. The proposed rezoning will not lead to a change in on ground land use practices.	No modification to Scheme Amendment No.2 required.
6 (6/6/19)	Department of Fire & Emergency Services	The scheme amendment is not considered an intensification of land use, DFES is satisfied with the decision maker determining if the application of <i>State of Planning Policy 3.7 Planning in Bushfire Prone Areas</i> (SPP 3.7) is necessary.	Advice of no objection to rezoning proposal noted.	No modification to Scheme Amendment No.2 required.
7 (24/5/19)	Water Corporation	Water Corporation supports the proposed change to the Scheme. Reticulated water and sewerage is currently not available to the subject land. Application 157807 was approved by the WAPC on 23/5/19 and the Water Corporation will address all our requirements via that process.	The applicant was also required to lodge an application with the WAPC to amalgamate Lot 11133 into Lot 5 (that Council supported at its 20/2/219 meeting) and the WAPC approved that application on 23/5/19, meaning that the applicant now has 3 years in which to lodge the necessary survey diagram with Landgate to complete the amalgamation process (i.e. the existing 2 Certificates of Title will be superseded by 1 new Certificate of Title as created by the survey diagram).	No modification to Scheme Amendment No.2 required.

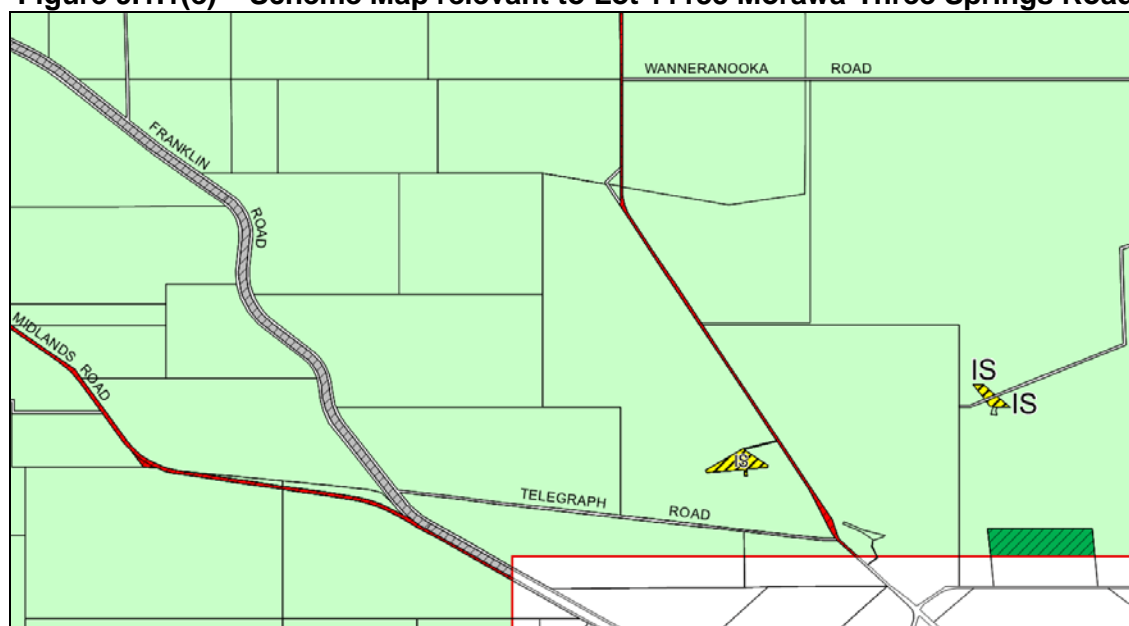
Figure 9.1.1(d) – WAPC approved Lot 5 & 11133 amalgamation plan



STATUTORY ENVIRONMENT

Part 5 of the *Planning & Development Act 2005* provides for the amendment of a Scheme.

Figure 9.1.1(e) – Scheme Map relevant to Lot 11133 Morawa-Three Springs Road



POLICY IMPLICATIONS

Nil

FINANCIAL IMPLICATIONS

Nil

STRATEGIC IMPLICATIONS

Section 3.0 of the applicant's submitted Scheme Amendment documentation (provided as a separate attachment with the 20 February 2019 Council Agenda) demonstrated the proposed rezoning's compliance with Council's strategic documents. It is considered that the rezoning of Lot 11133 and its disposal to the surrounding landowner will ensure the land's continuing use and avoid it becoming neglected were it to remain under public ownership.

VOTING REQUIREMENTS

Simple Majority

190704 COUNCIL RESOLUTION – ITEM 9.1.1

MOVED: Cr Thorpe
SECONDED: Cr Heal

That Council:

- 1 Receive the submissions as outlined in the Schedule of Submissions.**
- 2 Adopt for final approval Scheme Amendment No.2 to Shire of Three Springs Local Planning Scheme No.2 pursuant to Part 5 of the *Planning and Development Act 2005* as follows:**
 - (a) Rezoning Lot 11133 Morawa-Three Springs Road, Dudawa from the Local Scheme Reserve 'Public Purposes–Infrastructure Services' to the 'Rural' zone; &**
 - (b) Modifying the Scheme Map accordingly.**
- 3 Seek final approval of Scheme Amendment No.2 from the Minister for Planning.**

CARRIED
Voted: 5/0

Cr Connaughton returned to chambers at 1.45pm

9.1.2. PROPOSED RESIDENCE

Agenda Reference: TP 7/19-02
Location/Address: 39 (Lot 9) Slaughter Street, Three Springs
Name of Applicant: A. Al-Shammari
File Reference: A461
Disclosure of Interest: Nil
Date: 4 July 2019
Author: Simon Lancaster, Planning Advisor & Sylvia Yandle, CEO

Signature of Author: _____

SUMMARY

Council is in receipt of an application for the placement of a sea container upon 39 (Lot 9) Slaughter Street, Three Springs, and the construction of a structure around portion of the sea container, to serve as a residence. This report recommends that the applicant be required to provide additional information and the application then be advertised for comment and returned to Council for its further consideration.

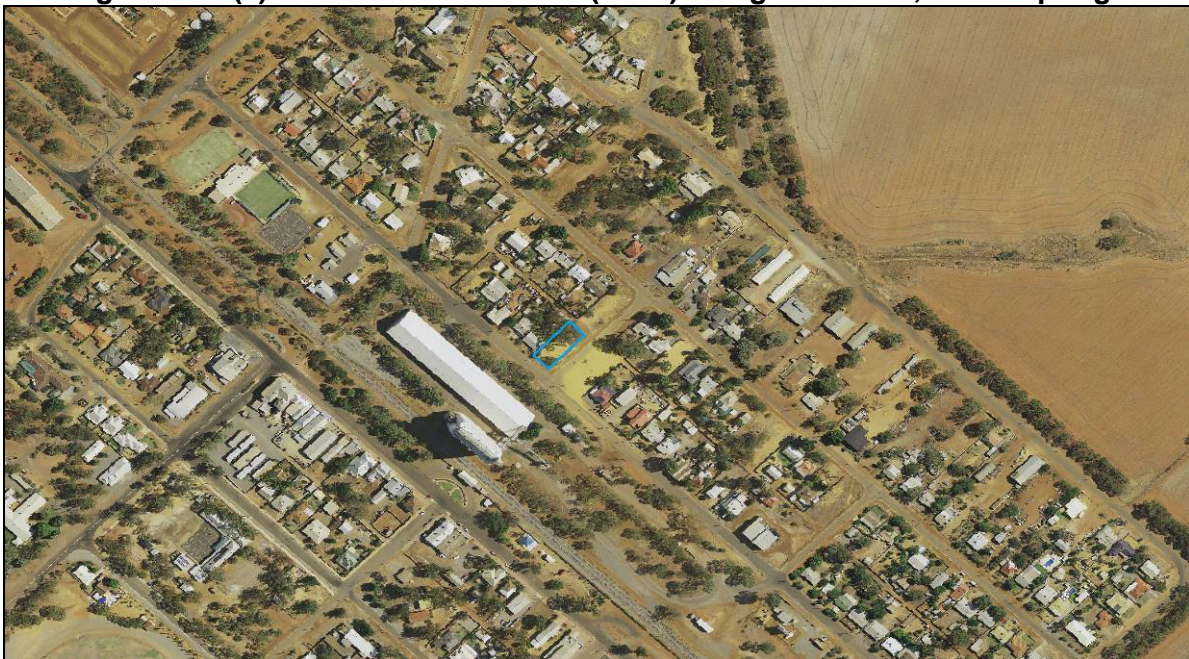
ATTACHMENT

9.1.2 Copy of application

BACKGROUND

Lot 9 is a 1,012m² property on the corner of Slaughter Street and Young Street in the Three Springs townsite.

Figure 9.1.2(a) – Location Plan for 39 (Lot 9) Slaughter Street, Three Springs



A copy of the received application has been provided as **Attachment 9.1.2** for Council's consideration.

Figure 9.1.2(b) – Aerial Photograph of 39 (Lot 9) Slaughter Street, Three Springs



COMMENT

The applicant has placed a '40 foot' (12m x 2.5m) sea container upon Lot 9 without obtaining the necessary prior approval of the Shire.

The applicant is now seeking approval for the 30m² sea container to be permanently located upon Lot 9 and undertake works to convert it into a dwelling. The applicant also proposes to construct a 9m x 4m (36m²) two-storey (5m high) structure, that would look similar to the central section of a barn-style shed, at 90° over the central section of the sea container to serve as additional dwelling area.

The proposed residence would be setback 7.5m from the Slaughter Street property boundary and 4m from the Young Street property boundary.

The applicant has advised that the estimated time of completion for their proposed development would be 1 year.

Option 1 – Require additional information and advertise application (recommended option)

It is considered that the applicant has provided insufficient information for Council to be able to make reasonable determination upon this matter. Accordingly the recommendation is for the applicant to be required to submit additional information, and that upon receipt of this information the application be advertised for comment to enable the opportunity for community consultation, prior to the matter being returned to Council at a future meeting for its determination.

Option 2 – Approve application subject to conditions

Alternatively, in the event that Council considers the application has merit and should be supported then the following may be considered appropriate.

“That Council grant formal planning approval for the placement of a sea container and the construction of a structure around portion of the sea container, and additional internal and external works to serve as a residence upon 39 (Lot 9) Slaughter Street, Three Springs subject to compliance with the following:

Conditions:

- 1 *Development shall be in accordance with plans included within Attachment 9.1.2 to the Council Agenda report and subject to any modifications required as a consequence of any condition(s) of this approval. The endorsed plans shall not be modified or altered without the prior written approval of the local government.*
- 2 *Any additions to or change of use of any part of the buildings or land (not the subject of this consent/approval) requires further application and planning approval for that use/addition.*
- 3 *The development shall be clad in colours and materials and to a finish to the approval of the local government.*
- 4 *The development must not be occupied until it is compliant with the Class 1 requirements of the Building Code of Australia to the approval of the local government.*
- 5 *Fencing and landscaping is required to be installed and maintained between the development and Slaughter Street, Young Street and the rear laneway, for the purpose of softening and screening the visual impact of the development to the approval of the local government.*
- 6 *All stormwater is to be disposed of on-site to the approval of the local government.*
- 7 *Any soils disturbed or deposited on-site shall be stabilised to the approval of the local government.*
- 8 *Installation of crossing place/s to the standards and specifications of the local government.*
- 9 *A bond of \$5,000 must be lodged by the applicant with the local government that will be returned upon completion of the requirements pertaining to the abovementioned conditions within a period of 12 months, and in the event that the works described in the application are not carried out within the 12 month timeframe the bond shall be forfeited to the local government.*

Advice Notes:

- (i) *In regards to condition 9 should the bond be forfeited then Shire staff will present a report to Council for its consideration outlining how the forfeited bond monies should be expended to address the outstanding conditions.*
- (ii) *If an applicant is aggrieved by this determination there is a right pursuant to the Planning and Development Act 2005 to have the decision reviewed by the State Administrative Tribunal. Such application must be lodged within 28 days from the date of determination."*

Option 3 – Refuse application

Alternatively, in the event that Council considers the application does not have merit and should not be supported then the following may be considered appropriate.

"That Council refuse the application for the placement of a sea container and the construction of a structure around portion of the sea container, and additional internal and external works to serve as a residence upon 39 (Lot 9) Slaughter Street, Three Springs for the following reasons:

- 1 *The development is considered contrary to the objectives of the 'Residential' zone as contained in Table 2 of the Shire of Three Springs Local Planning Scheme No.2 and Schedule 1 Part 3 Clause 16 of the Planning and Development (Local Planning Schemes) Regulations 2015.*
- 2 *The development is considered contrary to the purposes and aims of the Shire of Three Springs Local Planning Scheme No.2.*

- 3 *In its consideration of the application Council is not satisfied that the development satisfies the matters under Schedule 2 Part 9 Clause 67 of the Planning and Development (Local Planning Schemes) Regulations 2015.*
- 4 *The development is considered contrary to the objectives under Part 5 of the Residential Design Codes of Western Australia.*
- 5 *The development is considered contrary to the vision and objectives as outlined in the Three Springs Townsite Strategy.*
- 6 *Approval of this application may well set an undesirable precedent which in time could prove to be detrimental to the amenity of the locality.*

Advice Note:

Should the applicant be aggrieved by this determination there is a right pursuant to the Planning and Development Act 2005 to request to have the decision reviewed by the State Administrative Tribunal. Such application must be lodged within 28 days from the date of determination."

That Council issue written direction to the landowner of 39 (Lot 9) Slaughter Street, Three Springs requiring removal of the sea container from their property within 60 days."

CONSULTATION

Part 4 of the Residential Design Codes of Western Australia (the 'R-Codes') notes that where an application is made for development approval which presents a possible impact on the amenity of adjoining owners and occupiers then the decision-maker may consider advertising the application.

Figure 9.1.2(c) – View north of Lot 9 from corner of Slaughter Street & Young Street



Figure 9.1.2(d) – View south-west of Lot 9 from Young Street



STATUTORY ENVIRONMENT

39 (Lot 9) Slaughter Street is zoned 'Residential R10' under the Shire of Three Springs Local Planning Scheme No.2 ('the Scheme').

The objectives listed in Table 2 of the Scheme and Schedule 1 Part 3 Clause 16 of the *Planning and Development (Local Planning Schemes) Regulations 2015* for the 'Residential' zone are as follows:

- “• To provide for a range of housing and a choice of residential densities to meet the needs of the community.
- To facilitate and encourage high quality design, built form and streetscapes throughout residential areas.
- To provide for a range of non-residential uses, which are compatible with and complementary to residential development.”

Schedule 2 Part 9 Clause 67 of the *Planning and Development (Local Planning Schemes) Regulations 2015* lists the following relevant matters to be considered by local government in considering a development application:

- “(a) the aims and provisions of this Scheme and any other local planning scheme operating within the Scheme area;
- (b) the requirements of orderly and proper planning including any proposed local planning scheme or amendment to this Scheme that has been advertised under the *Planning and Development (Local Planning Schemes) Regulations 2015* or any other proposed planning instrument that the local government is seriously considering adopting or approving;...
- ...(m) the compatibility of the development with its setting including the relationship of the development to development on adjoining land or on other land in the locality including, but not limited to, the likely effect of the height, bulk, scale, orientation and appearance of the development;
- (n) the amenity of the locality including the following —
 - (i) environmental impacts of the development;

- (ii) the character of the locality;
- (iii) social impacts of the development;...
- ...(p) whether adequate provision has been made for the landscaping of the land to which the application relates and whether any trees or other vegetation on the land should be preserved;...
- ...(x) the impact of the development on the community as a whole notwithstanding the impact of the development on particular individuals;
- (y) any submissions received on the application;...
- ...(zb) any other planning consideration the local government considers appropriate."

A 'Single House' is listed as a permitted use within the 'Residential' zone, and applications within this zone that comply with the requirements of the Scheme, any Local Planning Policies and the R-Codes can ordinarily proceed to lodgement of the building permit application without requirement to lodge a planning application.

However, in this instance it has been determined that as the application is not proposing to erect a dwelling on-site, and instead place a non-habitable sea container on-site and then undertake subsequent works to convert the sea container into a residence that it does not satisfy the criteria under Schedule 2 Part 7 Section 61 of the *Planning and Development (Local Planning Schemes) Regulations 2015* and that lodgement of a planning application, and obtaining of development approval is required.

In the event that Council deems that the application should be refused it may also consider it appropriate to issue written direction under Section 214 of the *Planning and Development Act 2005* to the landowner of 39 (Lot 9) Slaughter Street, Three Springs requiring that the sea container be removed within 60 days. Should a landowner fail to comply with a direction, they are deemed to commit an offence and are liable to a maximum penalty of \$200,000 and in the case of a continuing offence, a further maximum fine of \$25,000 for each and every day during which the offence continues. Parties may apply to the State Administrative Tribunal for review of the decision within 28 days of being given direction.

POLICY IMPLICATIONS

The R-Codes establish criteria by which Shire staff may approve applications under delegated authority, and this application has been brought before Council for its determination as it is considered to exceed this delegated authority.

Part 5 of the R-Codes contains the objective of ensuring that residential development meets community expectations in regards to appearance, use and amenity.

The issues of amenity, design, streetscape and appearance are often matters that are subject to debate and subjectivity, the Part 4 of the Explanatory Guidelines to the R-Codes makes some comment on this as follows:

"Physical and natural attributes combine to define the character of an area. It is important that development maintains and enhances local or neighbourhood character. In situations where areas are undergoing transition, good design will reflect the future desired character of the area as outlined in the local planning framework. However, if no future desired character has been set out, development should respond to the existing character of the area, in terms of its scale, function and visual appearance."

Slaughter Street has a residential streetscape on its eastern side that is generally comprised of single storey older houses that might be considered at odds with the proposed development, however, it is reasonable to note also that the streetscape is dominated by the CBH grain receival infrastructure on its western side, and also contains non-residential

elements including fuel storage facilities, sporting fields and former/current commercial buildings.

FINANCIAL IMPLICATIONS

Nil.

STRATEGIC IMPLICATIONS

The Three Springs Townsite Strategy (2014) identifies Lot 9 Slaughter Street as being within 'Precinct 2 – Residential East' and list the following objectives and provisions:

Objectives	Planning Provisions
02.3 Encourage a consistent pattern in the orientation, scale, and siting of residential development.	P2.10 In the case of residential redevelopment new buildings and development proposals shall respect the predominant orientation, scale and size of buildings and regular street pattern. New development is not to be sited in a way that would create an undesirable pattern of development for the area.
	P2.11 The development of second-hand transportable dwellings is discouraged.
	P2.12 Where there is an existing pattern of uniform setbacks, any new buildings, residential or commercial, shall be sympathetic to this continuity. Where adjoining buildings abut the street frontage, new development should preferably also abut the street frontage.
	P2.13 Roof materials for residential areas should include corrugated galvanised iron, zincalume coated steel and other material that are in keeping with the surrounding pattern of residential development.
	P2.14 Ancillary buildings or outbuildings should generally be located to the rear of allotments.

The Strategy also notes in Section 4.1.5 'Architectural Style' the following:

"Architectural style can refer to a combination of factors that influence building construction, such as built form, construction materials and local character. Architectural styles evolve over time and reflect the historic context and growth of an area. The local architecture of Three Springs spans many eras from the 1900s to the present, nevertheless there are still common elements from different periods that can, when possible, be incorporated into new development.

Early residences incorporate hipped iron roofs with verandahs (see plate 5). There is also a mixture of residences from the 1960's to 1980's of brick and tile style that retain the simple architectural form of these early residences including low front fences (see Plate 6).

Present day residential development is largely characterised by houses that are constructed of weatherboard, corrugated iron and/or Colorbond sheeting (see Plate 7). Some newer homes have returned to passive climate responses typical of earlier housing and incorporate eaves and verandahs into the design detail. In keeping with the rural nature of the community many homes have larger sheds and outbuildings, rainwater tanks and other modern improvements (see Plate 8).

In order to promote flexibility and encourage new residential development, it is not recommended that any design controls be implemented for residential dwellings, however developers are encouraged to draw from the architectural palette of traditional homes in the townsite when planning new development."

Figure 9.1.2(e) – extract from Three Springs Townsite Strategy

PLATE 5 EARLY RESIDENCES



PLATE 6 BRICK AND TILE RESIDENCE



PLATE 7 CLAD AND IRON RESIDENCE



PLATE 8 CONTEMPORARY RESIDENCE



The Three Springs Townsite Strategy also noted the following as a Consultation Outcome in its summary of workshop outcomes (page 35):

“The community didn’t want specific building constraints in terms of urban design as the Town Planning Scheme is considered to cover most broad specifications. It was noted that poor second hand transportables are not desirable within the townsite.”

VOTING REQUIREMENTS

Simple Majority

190705 COUNCIL RESOLUTION – ITEM 9.1.2

MOVED: Cr Thorpe
SECONDED: Cr Heal

That Council defer its consideration upon the application for the placement of a sea container and the construction of a structure around portion of the sea container, and additional internal and external works to serve as a residence upon 39 (Lot 9) Slaughter Street, Three Springs pending the following:

- 1 The applicant is required to submit additional information upon their proposed development in relation to the following:
 - (a) proposed roof and wall cladding materials;
 - (b) proposed external colours;
 - (c) further details to be provided on the site plan including reference to proposed fencing, landscaping, driveway/vehicle access points, on-site vehicle parking areas and proposed finished floor level information relevant to existing ground level; &
 - (d) timeframe for proposed work schedule stages.
- 2 Upon receipt of the required additional information that the application be advertised for public comment for a minimum period of 21 days and the application, along with any received submissions be returned to a future meeting of Council for its consideration.

CARRIED
Voted: 6/0

Ahmed Al-Shammari
12 Capital Road
MALAGA WA 6090

21st June 2019

Planning Department
Shire of Three Springs
Box 117
THREE SPRINGS WA 6519

Dear Sir/Madam,

Re: Planning Application 39 Slaughter Street

I wish to apply for planning approval to site a sea container upon Lot 39 Slaughter Street, Three Springs and develop it as a residence.

Attached is the Application for Planning Approval along with site placement plan, side and front elevation views, floor plan based on Tiny Quality Homes and an example of similar type of constructions.

Application fee of \$147.00 has been paid to Shire of Three Springs.

Thanking you.

Yours faithfully,



Ahmed Al-Shammari



FORM OF APPLICATION FOR PLANNING APPROVAL

(PLEASE COMPLETE ALL BOXES)

OWNER DETAILS:

Name(s): Ahmed Zaki Faisal Al-Shammar
Postal Address: 12 Capital Road Malaga Postcode: 609 0
Contact Person: my wife
Phone: 0416 558 061 Email: shammar.ahmed@xehoo.com
Signature: [Signature] Date: 20/06/2019
Signature: _____ Date: _____

NOTE: The signatures of ALL the owner(s) is required to process this application.

APPLICANT DETAILS: (if different from owner)

Name: as above
Postal Address: _____ Postcode: _____
Contact Person: _____
Phone: _____ Email: _____
Signature: _____ Date: _____

PROPERTY DETAILS:

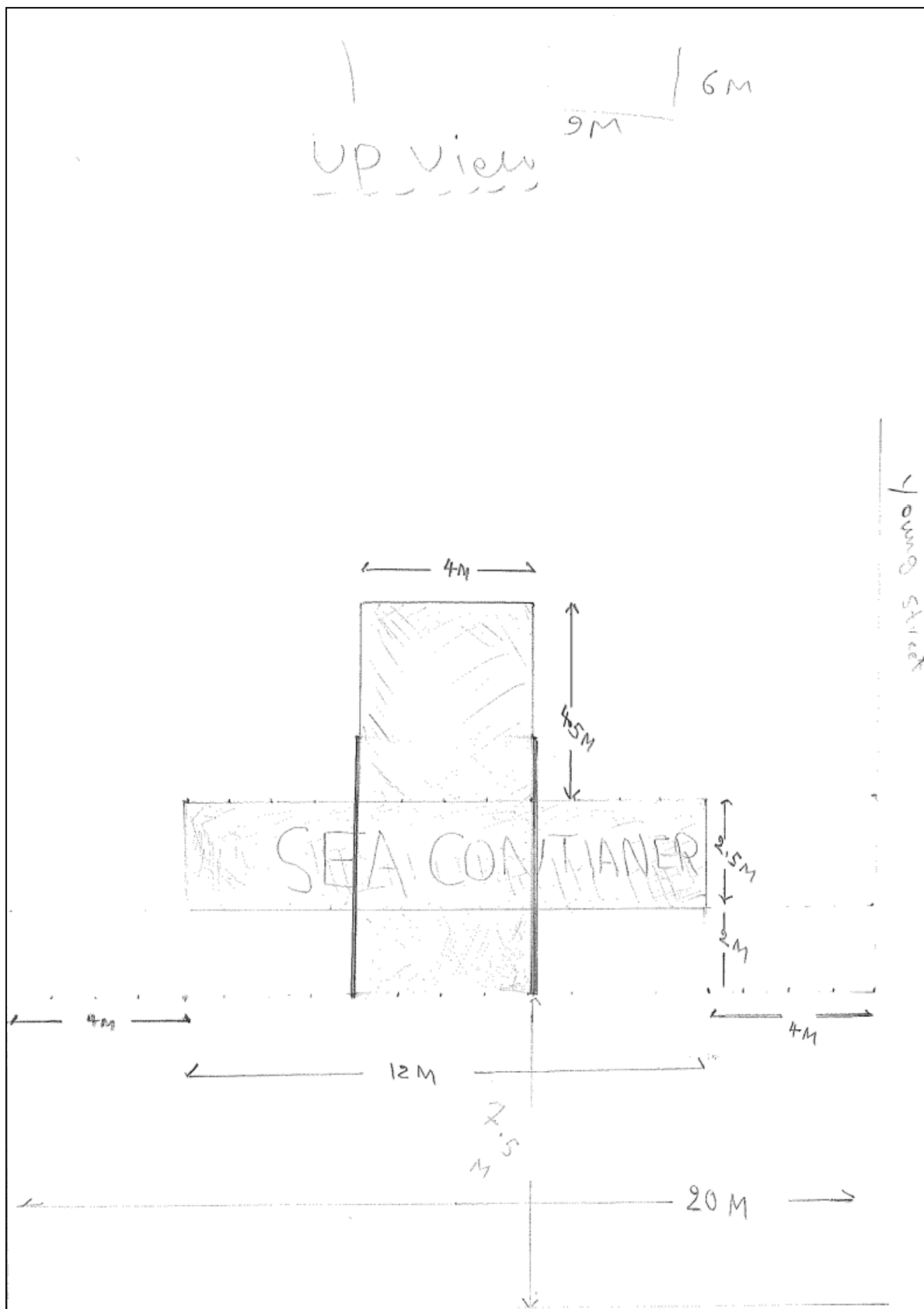
Lot/Location No: 39 slaughter House/Street No: _____
Street Name: slaughter street Locality/Suburb: Three springs
Diagram/Plan No: 9P3087 Volume No: 1055 Folio No: 421

Page 1 of 2

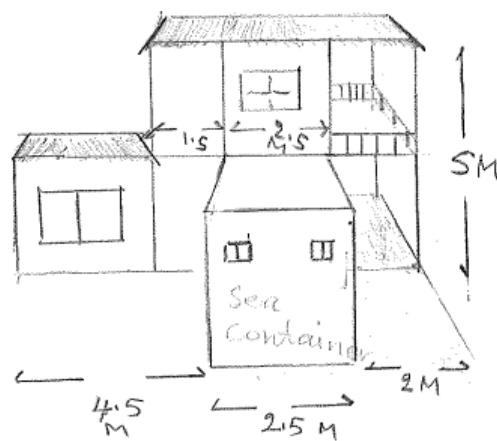
EXISTING DEVELOPMENT/LAND USE:Nature of any Existing Development/Land Use: Vacant land**PROPOSED DEVELOPMENT/LAND USE:**Description of Proposed Development/Land Use: Resident & shedthe converted see containerApproximate Cost: 30,000 \$Estimated Time of Completion: 1 Year**REQUIRED INFORMATION & FEES:**

Please refer over for the information required to be submitted with this application and the schedule of fees. This application will not be processed without all required information including payment of the appropriate fee.

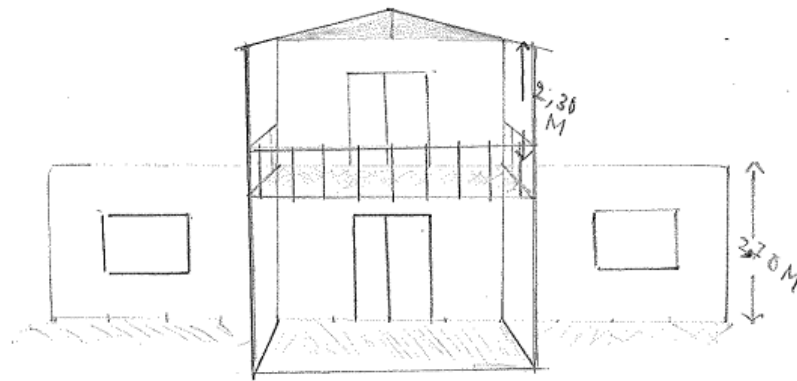
OFFICE USE ONLY:Date Received: 21/06/2019 Application No: _____Accepting Officer's Initials: [Signature] File Number: A461Required Fee: \$ 147-00 Date Paid: 21/06/2019Receipt # 36645



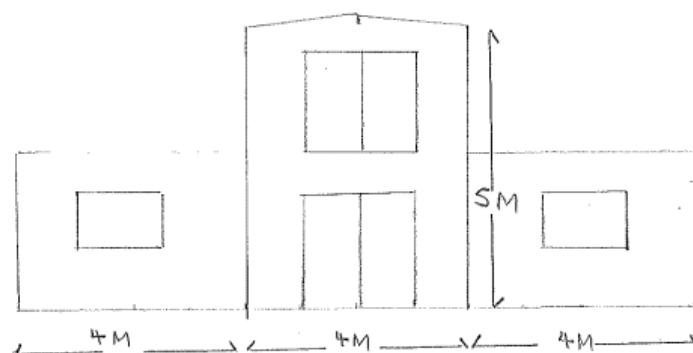
Side View



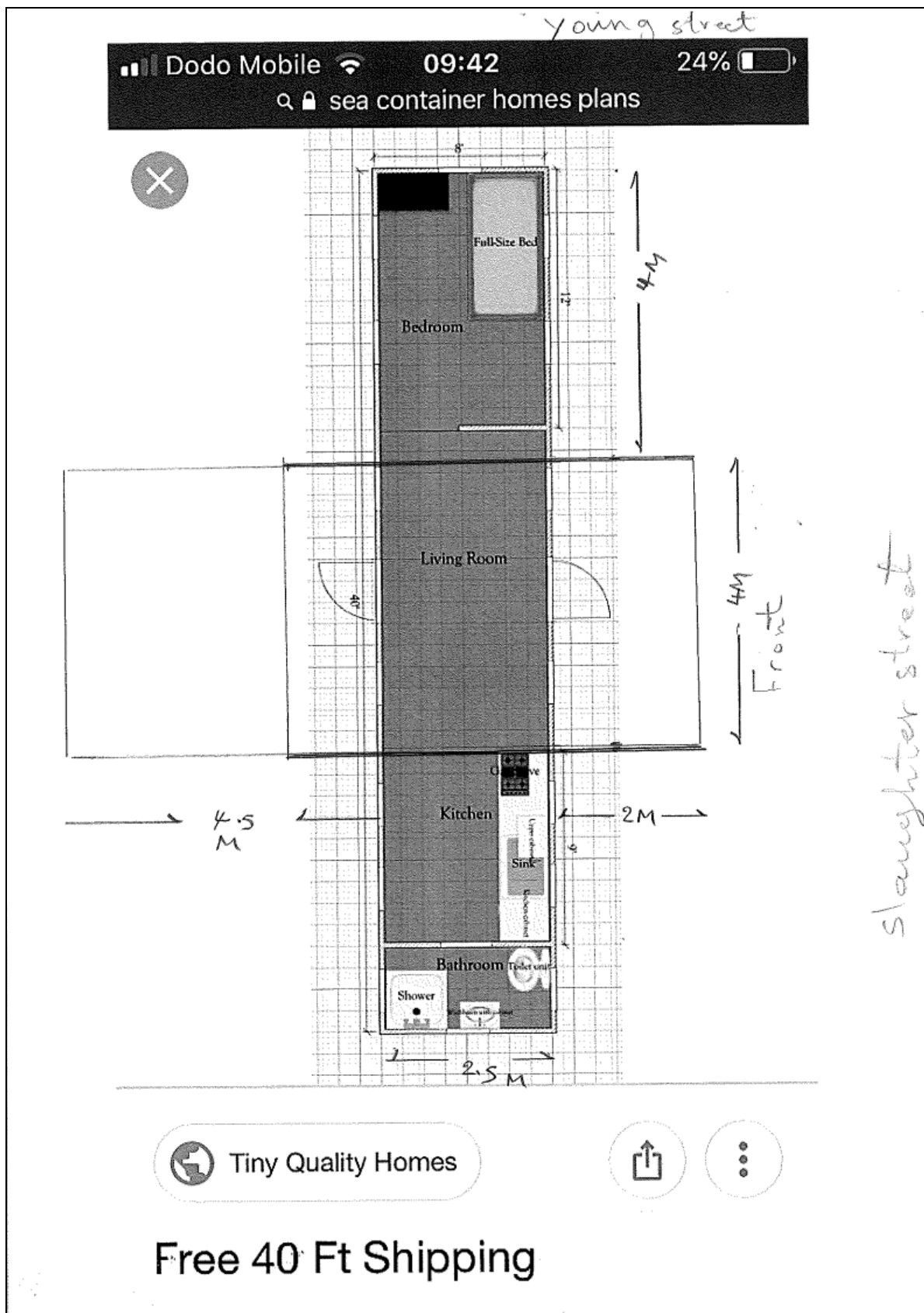
Front View



- Front View -



- Front View -





Planning Compliance Issues for Storage of Sea Containers

Local governments frequently deal with enforcement issues arising from the placement and storage of sea containers on land without approval. A recent prosecution in the Magistrates Court affirmed the proposition that, unless it is incidental to an approved land use, the storage of a sea container is a use of land for which development approval is required.

Recent Decision in Kalgoorlie Magistrates Court

On 4 June 2019, a landowner was convicted in the Kalgoorlie Magistrates Court of an offence of failing to comply with a direction served on him under section 214(2) of the *Planning and Development Act 2005 (Act)*. The direction required the landowner to cease using the subject property for the storage of a sea container and, by failing to comply with that direction, the landowner was convicted of an offence under section 214(7) of the Act.

In that case, the sea container was stored on a vacant property, for which there were no current development approvals. Accordingly, there was no approved use of land to which the storage of a sea container could be characterised as reasonably incidental. The landowner gave evidence to the effect that the sea container was empty at the time of the relevant offence and contended that the placement of the sea container on the property was not unlawful as the sea container did not constitute a building. However, the direction served on the landowner related to the unlawful use of land, rather than unlawful works being carried out on land, and the Court found that the storage of the sea container required development approval under the relevant local planning scheme. The Court imposed a penalty of \$4,000 and ordered the landowner to pay costs exceeding \$8,000 to the City.

A recent prosecution in the Magistrates Court affirmed the proposition that, unless it is incidental to an approved land use, the storage of a sea container is a use of land for which development approval is required.

General Principles

While there is a general understanding by local governments that sea containers require development approval, there will be a number of issues for local governments to consider in determining whether the storage of a sea container on a particular property requires development approval and therefore potentially constitutes a contravention of a planning scheme.

Some local government planning schemes may contain specific provisions relating to the placement or storage of sea containers on land. Where a local planning scheme specifically prohibits the storage of sea containers in particular zones without approval, it may not be necessary for local governments to further assess whether the storage of that sea container may be reasonably incidental to a permitted predominant use of a property. However, where a local government planning scheme does not specifically address the storage of sea containers, a local government will need to consider the zoning of the relevant property and the effect of any permitted or approved uses of that property.

The State Administrative Tribunal has, on several occasions, established the proposition that the storage of a sea container on a property will amount to a development or use of land which requires development approval, as held in *Chapman and City of Armadale* [2011] WASAT. Where there is no other approved or permitted use of the property being carried out, it will be sufficient for a local government to demonstrate that a sea container is present on a property with no other applicable approval in force. However, in some circumstances the storage of a sea container on a property could be found to be reasonably incidental to a permitted or approved use of the property. For example, if a property is being used for an approved agricultural or industrial use, the use of a sea container to store materials reasonably incidental to that use will not necessarily require a separate development approval.

Where there is no other approved or permitted use of the property being carried out, it will be sufficient for a local government to demonstrate that a sea container is present on a property with no other applicable approval in force.

Enforcement Considerations

Accordingly, when dealing with potential compliance issues relating to the storage of sea containers on property, it is essential that a local government seeks to ascertain the purpose for which the sea container is being used. In the majority of cases, a sea container is likely to require development approval. However, local governments must assess the entirety of the circumstances and, in particular, consider the zoning and any existing approvals of the relevant properties to ascertain whether a sea container requires development approval or is otherwise being used in a manner which may be reasonably incidental to a permitted use of the property.

The information contained in this article should not be relied upon without obtaining further detailed legal advice in the circumstances of each case. For further information please contact Tim Beckett or Peter Gillett on 9383 3133.



Stirling Law Chambers 220 Stirling Highway, Claremont WA 6010
Telephone (08) 9383 3133 Facsimile (08) 9383 4935 Email mcleods@mcleods.com.au

9.1.3 PROPOSED OUTBUILDINGS LOCAL PLANNING POLICY

Agenda Reference: TP 7/19-03
Location/Address: Shire of Three Springs
Name of Applicant: Shire of Three Springs
File Reference: ADM0200
Disclosure of Interest: Nil
Date: 5 July 2019
Author: Simon Lancaster, Planning Advisor & Sylvia Yandle, CEO

Signature of Author: _____

SUMMARY

Council resolved at its 20 February 2019 meeting to instruct Shire staff to prepare a draft 'Outbuildings' Local Planning Policy for its consideration. A draft Outbuildings Local Planning Policy is now presented to Council for discussion and this report recommends that the draft policy be advertised for comment.

ATTACHMENT

9.1.3 Copy of draft Outbuilding Local Planning Policy

BACKGROUND

The Shire of Three Springs does not presently have a policy in relation to residential outbuildings, and in the absence of such a policy the Residential Design Codes of Western Australia (the 'R-Codes') establish the criteria by which Shire staff may approve applications for sheds under delegated authority upon the residential zoned lots within the Three Springs townsite.

Section 5.4.3.C3 of the R-Codes requires that outbuildings should collectively be not more than 60m² or 10% in aggregate of the site area whichever is the lesser. The R-Codes also establish that the outbuilding should not exceed a wall height of 2.4m and a ridge height of 4.2m.

It is suggested that Council may wish to consider adopting an Outbuildings Local Planning Policy that allows for sheds in the Three Springs townsite of greater area and height than prescribed by the R-Codes. Many other Mid West local governments have adopted such a policy to better respond to the needs of its communities and reflect localised planning issues, and streamline the processing of applications.

Such policies establish a greater maximum outbuilding area/height in recognition that the R-Codes criteria are often metro-centric and do not adequately address the requirements for general domestic storage in a regional, rural townsite and rural-residential setting where residents may often own, and seek to store out of the elements, larger items such as 4WD's, trailers, caravans, campervans, boats, craypots, ride-on mowers, motor/quadbikes and stock keeping/feeding items.

On this basis a draft Outbuildings Local Planning Policy has been provided as **Attachment 9.1.3** for Council's consideration.

The policy would establish the procedure by which the Shire would process applications for outbuildings. Applications that comply with the policy provisions would be approved by staff under delegated authority and applications that propose variation would be advertised for comment and presented to Council for its determination.

COMMENT

The draft Shire of Three Springs Local Planning Policy has been prepared with regard for the policies of neighbouring local governments in an attempt to achieve a level of regional consistency.

A summary of several other Mid West Councils' policy requirements are provided below:

Maximum standards	Shire of Mingenew	Shire of Coorow	City of Greater Geraldton	Shire of Northampton* & draft Shire of Chapman Valley
Residential & Townsite (R10 and higher density) (i.e. lots generally < 2,000m²)				
Area (total aggregate)	80m²	120m²	150m² (120m² enclosed/30m² open)	120m²
Wall Height	3m	4m	3.6m	3m
Overall Height	4m	4.5m	4.5m (with 5m being permitted subject to conditions e.g. not being higher than dwelling)	4.5m (*with 5m being permitted subject to conditions e.g. not being higher than dwelling)
Residential (R5 and lower density) (i.e. lots generally > 2,000m²)				
Area (total aggregate)	200m²	180m²	270m² (210m² enclosed/60m² open)	180m² *240m² (lots 2,000m²+)
Wall Height	4m	4.5	4.2m	4m
Overall Height	5m	5m	5m (with 5.5m being permitted subject to conditions e.g. not being higher than dwelling)	5m *(with 5.5m being permitted subject to conditions e.g. not being higher than dwelling & 6.5m on lots 2,000m²+)
Rural Residential / Rural Smallholding (Lots < 4 ha)				
Area (total aggregate)	Exempt from the area and height requirements of the policy	200m²	420m² (300m² enclosed/120m² open)	360m² (240m² enclosed/120m² open)
Wall Height		5m	4.8m	4m
Overall Height		6.5m	6.5m	5.5m 6.5m (double storey barn)
Rural Residential / Rural Smallholding (Lots > 4 ha)				
Area (total aggregate)	Exempt from the area and height requirements of the policy	240m² (less than 20ha) Exempt if greater than 20ha	420m² (300m² enclosed/120m² open)*	360m² (240m² enclosed/120m² open)
Wall Height		5m (less than 20ha) Exempt if greater than 20ha	4.8m*	4m
Overall Height		6.5m (less than 20ha) Exempt if greater than 20ha	6.5m* * applies for Rural Residential lots, Rural Smallholding lots are exempt from the policy	6.5m

CONSULTATION

Schedule 2 Part Division 2 Clauses 4 & 5 of the *Planning and Development (Local Planning Schemes) Regulations 2015* requires that Council advertise a proposed Local Planning Policy for a minimum period of 21 days with a notice being placed in a locally circulating newspaper. At the conclusion of the advertising period which Council can review any submission received and proceed with the policy with/without modification, or not proceed with the policy.

The draft policy provided as **Attachments 9.1.3** proposes that applications seeking variation may be advertised by the Shire for comment to surrounding landowners, prior to the application, and any received submissions, being placed before a meeting of Council for consideration.

STATUTORY ENVIRONMENT

Table 7(10) of the Shire of Three Springs Local Planning Scheme No.2 addresses outbuildings as follows:

- "1) No outbuilding shall be erected on any land zoned Residential where there is no dwelling located on the lot.
- 2) Outbuildings appurtenant to any dwelling shall be of single storey construction and shall be located behind the setback to the street or streets of any existing or proposed dwelling on a lot."

It is proposed that these provisions be reiterated in the Outbuildings Local Planning Policy to ensure consistency and assist applicants who may seek guidance from the policy in preparing their application and do not refer to the Scheme.

The policy refers to sheds in the residential and rural residential areas and does not address sheds within the industrial areas as these are covered by the Scheme provisions which set a maximum site coverage (or plot ratio) of 0.6 in the 'Light Industrial' zone and 0.5 in the General Industrial' zone.

Schedule 2 Part 2 Division 2 of the *Planning and Development (Local Planning Schemes) Regulations 2015* ('the Regulations') provides Council with the ability to prepare Local Planning Policies.

"3 Local planning policies

- (1) The local government may prepare a local planning policy in respect of any matter related to the planning and development of the Scheme area.*
- (2) A local planning policy —*
 - (a) may apply generally or in respect of a particular class or classes of matters specified in the policy; and*
 - (b) may apply to the whole of the Scheme area or to part or parts of the Scheme area specified in the policy.*
- (3) A local planning policy must be based on sound town planning principles and may address either strategic or operational considerations in relation to the matters to which the policy applies.*
- (4) The local government may amend or repeal a local planning policy.*
- (5) In making a determination under this Scheme the local government must have regard to each relevant local planning policy to the extent that the policy is consistent with this Scheme.*

4 Procedure for making local planning policy

- (1) If the local government resolves to prepare a local planning policy the local government must, unless the Commission otherwise agrees, advertise the proposed policy as follows —*
 - (a) publish a notice of the proposed policy in a newspaper circulating in the Scheme area, giving details of —*
 - (i) the subject and nature of the proposed policy; and*
 - (ii) the objectives of the proposed policy; and*
 - (iii) where the proposed policy may be inspected; and*
 - (iv) to whom, in what form and during what period submissions in relation to the proposed policy may be made;*
 - (b) if, in the opinion of the local government, the policy is inconsistent with any State planning policy, give notice of the proposed policy to the Commission;*
 - (c) give notice of the proposed policy in any other way and carry out any other consultation the local government considers appropriate.*
- (2) The period for making submissions in relation to a local planning policy must not be less than a period of 21 days commencing on the day on which the notice of the policy is published under subclause (1)(a).*
- (3) After the expiry of the period within which submissions may be made, the local government must —*
 - (a) review the proposed policy in the light of any submissions made; and*
 - (b) resolve to —*
 - (i) proceed with the policy without modification; or*

- (ii) *proceed with the policy with modification; or*
 - (iii) *not to proceed with the policy.*
 - (4) *If the local government resolves to proceed with the policy, the local government must publish notice of the policy in a newspaper circulating in the Scheme area.*
 - (5) *A policy has effect on publication of a notice under subclause (4).*
 - (6) *The local government —*
 - (a) *must ensure that an up-to-date copy of each local planning policy made under this Scheme is kept and made available for public inspection during business hours at the offices of the local government; and*
 - (b) *may publish a copy of each of those local planning policies on the website of the local government.*
- 5 *Procedure for amending local planning policy*
- (1) *Clause 4, with any necessary changes, applies to the amendment to a local planning policy.*
 - (2) *Despite subclause (1), the local government may make an amendment to a local planning policy without advertising the amendment if, in the opinion of the local government, the amendment is a minor amendment.*
- 6 *Revocation of local planning policy*
- A local planning policy may be revoked —*
- (a) *by a subsequent local planning policy that —*
 - (i) *is prepared in accordance with this Part; and*
 - (ii) *expressly revokes the local planning policy;*
 - or*
 - (b) *by a notice of revocation —*
 - (i) *prepared by the local government; and*
 - (ii) *published in a newspaper circulating in the Scheme area.”*

Local Planning Policies are guidelines used to assist the local government in making decisions under the Scheme. The Scheme prevails should there be any conflict between a Policy and the Scheme.

POLICY IMPLICATIONS

Where Council wishes to establish its own development guidelines and assessment criteria a Local Planning Policy can be more suited than Scheme provisions and allow for more local planning considerations than the state-wide R-Codes. A Policy is still considered as reasonable basis for Council to make determinations, and is an instrument that must be given due regard in instances where a development decision is appealed to the State Administrative Tribunal, but a Policy also has an improved, more responsive ability to be modified by Council where it considers that a Policy is no longer in-line with its planning, or Council considers that an individual application should be supported based upon its displayed merits.

For the most part Local Planning Policies are formulated and aligned with a strategic planning direction as set by Council. The establishment of Local Planning Policies aid in guiding the type and standard of development the Council views as appropriate within particular areas of the Shire and provide a consistent approach to approving land use and development.

In most circumstances the Council will adhere to the standards prescribed in a Local Planning Policy, however, the Council is not bound by the policy provisions and has the right to vary the standards and approve development where it is satisfied that sufficient justification warrants a concession and the variation granted will not set an undesirable precedent for future development.

A Local Planning Policy is not part of the Scheme and does not bind the local government in respect of any application for planning approval but the local government is to have due regard to the provisions of the Policy and the objectives which the Policy is designed to achieve before making its determination.

FINANCIAL IMPLICATIONS

Nil.

STRATEGIC IMPLICATIONS

The Three Springs Townsite Strategy (2014) notes the following in relation to the issue of outbuildings:

“In keeping with the rural nature of the community many homes have larger sheds and outbuildings, rainwater tanks and other modern improvements.” (page 21)

The Strategy also recommends for both the residential and rural-residential precincts that:

“Roof materials for residential areas should include corrugated galvanised iron, zincalume coated steel and other material that are in keeping with the surrounding pattern of residential development.

Ancillary buildings or outbuildings should generally be located to the rear of allotments.” (pages 43 & 46)

The draft Outbuildings policy is intended to balance the expectations of the community on what is an appropriate standard of amenity, and the requirements for general domestic storage which in a regional and rural-residential setting. This can often include larger items that the landowner seeks to have stored securely, and out of the elements, and it may also be preferable from an amenity viewpoint to have them stored within a shed rather than scattered about the yard.

It is always good practice for Council to review its policies be they procedural, financial or planning on a regular basis to ensure they are current, address changing circumstances, current and evolving development trends, community demands and meet Council's expectations.

VOTING REQUIREMENTS

Simple Majority

190706 COUNCIL RESOLUTION – ITEM 9.1.3

MOVED: Cr Thorpe
SECONDED: Cr Connaughton

That Council resolve, pursuant to Schedule 2 Part 2 Division 2 of the *Planning and Development (Local Planning Schemes) Regulations 2015*, to prepare the Shire of Three Springs ‘Outbuildings’ Local Planning Policy as contained in Attachment 9.1.3 and proceed to give notice to this effect and at the conclusion of the advertising period return this matter to Council for its further consideration.

CARRIED
Voted: 6/0



OUTBUILDINGS

LOCAL PLANNING POLICY

PURPOSE

Local Planning Policies assist the local government in making decisions under the Scheme.

It is not intended that a policy be applied rigidly, but each planning application be examined on its merits, with the objectives and intent of the policy the key for assessment. However, it should not be assumed that the local government, in exercising its planning discretion, will be limited to the policy provisions and that mere compliance will result in an approval.

The Shire encourages applicants to produce innovative ways of achieving the stated objectives and acknowledges that these may sit outside the more traditional planning and architectural approaches. In these instances, the local government is open to considering (and encourages) well-presented cases, during pre-application consultation, having due regard to the outcome of any public consultation undertaken and the orderly and proper planning of the locality.

SCOPE

A Local Planning Policy is not part of the Scheme and does not bind the local government in respect of any application for planning approval but the local government is to have due regard to the provisions of the Policy and the objectives which the Policy is designed to achieve before making its determination. The Scheme prevails should there be any conflict between this Policy and the Scheme.

OBJECTIVES

1. To provide development standards for outbuildings specific to the Shire of Three Springs, as appropriate.
2. To provide a clear definition of what constitutes an “outbuilding”.
3. To ensure that outbuildings are not used for habitation, commercial or industrial purposes by controlling building size and location.
4. To limit the visual impact of outbuildings.
5. To encourage the use of outbuilding materials and colours that complement the landscape and amenity of the surrounding areas.
6. To ensure that the outbuilding remains an ancillary use to the main dwelling or the principle land use on the property.

DEFINITIONS

'Outbuilding' means an enclosed non-habitable structure that is detached from any dwelling. For the purpose of this policy an open sided, roofed patio completely detached from the dwelling is also considered an outbuilding. For the purpose of this policy a non-enclosed addition to an existing outbuilding (e.g. veranda, patio, lean-to or carport etc.) shall constitute an extension to that outbuilding.

'Front Building Line' means the closest point of a house to the front boundary, drawn parallel to that boundary. In the case of a corner lot, the front building line applies to both streets.

POLICY PROVISIONS

General

1. Pre-fabricated garden sheds, "cubby houses", kennels and other animal enclosures (such as aviaries, stables) less than 9m² in total aggregate area and less than 2.5m in height (measured from natural ground level) are exempt from this policy provided they are located to the rear of the house, and of a design and colour considered in keeping with the amenity of the area by the local government.
2. Other than for general storage and/or agricultural purposes an outbuilding shall not be used for any commercial or industrial use without prior approval from Council.
3. The storage of accumulated personal items and any items in connection with a commercial or industrial operation (e.g. building materials, earthmoving equipment etc.) is considered contrary to the objectives of this policy and is therefore not considered sufficient justification for an increase in the maximum standards prescribed.

Height, Size and Setbacks

Outbuildings within the Residential zone shall;

- (a) be single storey;
- (b) be located behind any dwelling on site;
- (c) meet all setback requirements set out in the Local Planning Scheme and this policy;
- (d) not be approved by the local government on a lot not containing a dwelling;

The following maximum standards apply to outbuildings:

Table 1 - Site Layout Requirements

Zone	Maximum area	Maximum wall height*	Maximum roof height*
Rural	Exempt from the area and height requirements of this policy		
Rural Residential	240m ²	4.5m	5.5m
Residential & Rural Townsite	80m ²	4m	5m

(* Heights to be measured at natural ground level)

Consultation

Applications that propose variation to any part of the Policy may require consultation with effected owners and/or occupiers, by means of the Shire writing directly to the surrounding landowners inviting comment, and placement of an advisory sign on-site for a period of not less than 14 days, prior to the application and any received submissions being placed before a meeting of Council for consideration.

Notes: The advertising of a received application that proposes variation to any part of the Policy is undertaken to make the proposal available for inspection in order to provide opportunity for public comment and it should not be construed that final approval will be granted.

The local government in determining the application will take into account the submissions received but is not obliged to support those views.

ADMINISTRATION

References

*Shire of Three Springs Local Planning Scheme No.2
Residential Design Codes Western Australia
Planning and Development Act 2005
Planning and Development (Local Planning Schemes) Regulations 2015*

Adoption

Version	Status	Date	Reference
Draft V1			Minute Ref:

Review

Review timeframe: Annually
Review responsibility: Chief Executive Officer

9.2. ADMINISTRATION

9.2.1 DISABILITY ACCESS AND INCLUSION PLAN

Agenda Reference: CEO 07/19 - 04
Location/Address: Three Springs
Name of Applicant: Disability Services Commission
File Reference: ADM0193
Disclosure of Interest:
Date: 11th July 2019
Author: Sylvia Yandle CEO

Signature of Author: _____

SUMMARY

For Council to endorse the Shire of Three Springs Disability Access and Inclusion Plan Progress Report for 2019.

ATTACHMENT

9.2.5a Disability Access and Inclusion Plan submitted Report 2018-19
9.2.5b Circular DAIP Progress reporting 2018-19 as separate Document

BACKGROUND

The Disability Services Act 1993 requires the preparation of a Disability Access and Inclusion Plan, to be reported on annually and reviewed every five years.

COMMENT

Although the 2018-2022 was adopted by Council in February 2018, Council is required to submit a progress report on annual overview of the Plan. The 2018-2022 addressed the issues raised in previous as per the following:-

- Events sanctioned by Council - disability principles apply.
- Disability issues incorporated into all Integrated Planning documents where applicable.
- Population data updated.
- New buildings/developments include disability access - eg Pool upgrade, Pavillion upgrade, Transit Park, Doctor and Dental surgeries.
- Proposed office upgrade to include disability access and inclusion considerations.

The Disability Access and Inclusion Plan is available as a public document on Council's website.

Reference to the Disability Access and Inclusion Plan is to be referenced in Shire of Three Springs 2018/2019 Annual Report as required

CONSULTATION

Chief Executive Officer, Community development Officer

STATUTORY ENVIRONMENT

Disability Services Act 1993.

29. Report about disability access and inclusion plan

- (1) A public authority that has a disability access and inclusion plan must, if required to report under Part 5 of the *Financial Management Act 2006*, include in such report, a report about the implementation of the plan.
- (2) A local government or regional local government that has a disability access and inclusion plan must include in its annual report prepared under section 5.53 of the *Local Government Act 1995* a report about the implementation of the plan.

POLICY IMPLICATIONS

Access and Inclusion Policy Statement

The Shire of Three Springs is committed to ensuring that the community is accessible for and inclusive of people with disability, their families and carers.

The Shire of Three Springs interprets an accessible and inclusive community as one in which all Council functions, facilities and services (both in-house and contracted) are open, available and accessible to people with disability, providing them with the same opportunities, rights and responsibilities as other people in the community.

FINANCIAL IMPLICATION

Nil.

STRATEGIC IMPLICATIONS

The DAIP strategies are included where relevant in Council's Forward Planning documents.

VOTING REQUIREMENT

Simple Majority.

190707 COUNCIL RESOLUTION – ITEM NO. 9.2.1

MOVED: Cr Connaughton
SECONDED: Cr Heal

That Council endorse the Shire of Three Springs Disability Access and Inclusion Plan (DAIP) 2019 report to be submitted to the Disability Services Commission by 1st July 2019.

CARRIED
Voted: 6/0

Attachment 9.2.1.a

Disability Access and Inclusion Plan (DAIP) Progress Reporting 2018-2019

#117

COMPLETE

Collector: Email Invitation 2 (Email)
Started: Thursday, June 13, 2019 4:23:32 PM
Last Modified: Wednesday, June 26, 2019 2:42:09 PM
Time Spent: Over a week
Email: ceo@threesprings.wa.gov.au
IP Address: 110.143.193.72

Page 3: Your details

Q1 Name of public authority:

Shire of Three Springs

Q2 Type of public authority:

Local government

Q3 Name of contact person:

Sylvia Yandle

Q4 Phone number:

08 9954 1001

Q5 Email:

ceo@threesprings.wa.gov.au

Page 4: About your Disability Access Inclusion Plan

Q6 Which part of your organisation leads the implementation of your DAIP? (Pick the category which best describes)

Office of Director General/Chief Executive Officer

Q7 Please describe how this aligns best for your organisation's structure and objectives.

As a small local government, the CEO has final approval on all corporate planning, including DAIP.

Disability Access and Inclusion Plan (DAIP) Progress Reporting 2018-2019

Q8 In 2018-19, which of the following mechanisms helped your organisation identify and implement DAIP activities? (Please choose single or multiple options)

An implementation plan,
An internal working group or committee
Community feedback and/or co-design mechanisms

Q9 In 2018-19, which strategy or strategies were adopted within your organisation to raise awareness of your DAIP and/or general access and inclusion? (Please choose single or multiple options)

All new staff receive a copy of the DAIP
DAIP is referenced in internal policies and procedures
DAIP planning is integrated into other organisational commitments

Page 5: Challenges in implementing your DAIP

Q10 In 2018-2019, did your organisation plan activities in your DAIP which were not implemented? **No**

Q11 If Yes, what were the main reason(s)? (Please choose single or multiple options)

Respondent skipped this question

Q12 The State Disability Plan will be the 10-year vision driven by the aspirations of people with disability. It will build and expand upon current initiatives to ensure people with disability are empowered to participate in full civic life in their local communities. From your organisation's experiences in implementing your DAIP, please advise of any actions, ideas or key priority areas that you want to see included in the State Disability Plan. You may also have insights into creating positive change around that action/idea and the players (organisations, departments etc) that might be involved to create that change.

Accessibility to funding for small rural local governments; projects that may benefit only one person are often not implemented due to funding availability

Page 6: 1. General services and events

Q13 For this Outcome, how many new activities were commenced in 2018-2019?

2

Q14 For this Outcome, how many activities were progressed (but not new) in 2018-2019?

4

Disability Access and Inclusion Plan (DAIP) Progress Reporting 2018-2019

Q15 Activity 1

Held an information session for local residents about what services they could access locally to assist them in staying in their homes. Providers included Avivo, HACC and Independent Living.

Q16 Activity 2

Continued to expand the range of large print books, audio books and DVDs in the library. Library stock is rotated monthly ensuring that there is always new material available.

Q17 Activity 3

Held an astrotourism event that was suitable for all residents to attend. The event was held outdoors at the local golf club, with over 45 people attending. There were multiple telescopes available for people to view through.

Q18 Activity 4

Strategic Community Plan reviewed and updated, with strategies included that incorporate the objectives and strategies of the DAIP.

Q19 Photograph

Respondent skipped this question

Q20 Permission to use image

Respondent skipped this question

Page 7: 2. Buildings and facilities

Q21 For this Outcome, how many new activities were commenced in 2018-2019?

2

Q22 For this Outcome, how many activities were progressed (but not new) in 2018-2019?

5

Q23 Activity 1

Applied for funding to install a pool hoist at the local aquatic centre. Application unsuccessful.

Q24 Activity 2

Held annual audit of Shire facilities.

Disability Access and Inclusion Plan (DAIP) Progress Reporting 2018-2019

Q25 Activity 3

Increased the dual use footpath network around town by constructing 490 m of dual pathway.

Q26 Activity 4

Undertook an audit of ACROD bays.

Q27 Photograph

Glyde St - Slaughter Street.jpg(5MB)

Q28 Permission to use image

Respondent skipped this question

Page 8: 3. Information and Communication

Q29 For this Outcome, how many new activities were commenced in 2018-2019?

1

Q30 For this Outcome, how many activities were progressed (but not new) in 2018-2019?

3

Q31 Activity 1

Redeveloped website to ensure that it complies with W3C web content guidelines

Q32 Activity 2

All public documents notated that they can be access in alternative formats

Q33 Activity 3

Staff trained in providing accessible information

Q34 Activity 4

Budgeted provision for interpreters and advertised the availability of the service

Q35 Photograph

Respondent skipped this question

Q36 Permission to use image

Respondent skipped this question

Page 9: 4. Quality of service

Q37 For this Outcome, how many new activities were commenced in 2018-2019?

1

Q38 For this Outcome, how many activities were progressed (but not new) in 2018-2019?

2

Q39 Activity 1

Provided information at Disability Week event on level and quality of service expectations from public authorities.

Q40 Activity 2

Trained new staff to provide appropriate services where needed.

Q41 Activity 3

Review of Integrated Planning documents to ensure that disability access and inclusion considerations were up to date.

Q42 Activity 4

Respondent skipped this question

Q43 Photograph

20181203_104411.jpg (3.9MB)

Q44 Permission to use image

Respondent skipped this question

Page 10: 5. Complaints and safeguarding

Q45 For this Outcome, how many new activities were commenced in 2018-2019?

0

Q46 For this Outcome, how many activities were progressed (but not new) in 2018-2019?

2

Disability Access and Inclusion Plan (DAIP) Progress Reporting 2018-2019

Q47 Activity 1

Provide grievance mechanism process and outcome satisfaction survey forms in alternative formats upon request

Q48 Activity 2

Reviewed existing grievance mechanisms and implemented changes considered necessary.

Q49 Activity 3

Respondent skipped this question

Q50 Activity 4

Respondent skipped this question

Q51 Photograph

Respondent skipped this question

Q52 Permission to use image

Respondent skipped this question

Page 11: 6. Consultation and engagement

Q53 For this Outcome, how many new activities were commenced in 2018-2019?

1

Q54 For this Outcome, how many activities were progressed (but not new) in 2018-2019?

2

Q55 Activity 1

Consulted with people with disabilities at the Disability Week event seeking feedback about DAIP and other planning

Q56 Activity 2

Ensured that public documents such as agendas, minutes and other public documents are available upon request in alternative formats

Q57 Activity 3

Respondent skipped this question

Q58 Activity 4

Respondent skipped this question

Q59 Photograph

Respondent skipped this question

Q60 Permission to use image

Respondent skipped this question

Page 12: 7. Employment, people and culture

Q61 For this Outcome, how many new activities were commenced in 2018-2019?

1

Q62 For this Outcome, how many activities were progressed (but not new) in 2018-2019?

3

Q63 Activity 1

Used inclusive recruitment practices to advertise the job vacancies, including use of easy to read and larger fonts, equal opportunity statements and held interviews in an accessible venue.

Q64 Activity 2

Improved methods of attracting, recruiting and retaining people with disabilities, including being flexible when developing job descriptions, providing flexibility in working hours and the ability to work from home if conducive.

Q65 Activity 3

Worked with key disability employment support provider(s) when practical. Assessed what financial incentives were available, what assistance was available and determined what constituted reasonable adjustment.

Q66 Activity 4

Respondent skipped this question

Q67 Photograph

Respondent skipped this question

Q68 Permission to use image

Respondent skipped this question

Page 13: Agents and contractors

Disability Access and Inclusion Plan (DAIP) Progress Reporting 2018-2019

Q69 Which of the following methods are used by your organisation to support your DAIP? (Please choose single or multiple options)

Inform agents and contractors about the DAIP through contracts or agreements

,

Require an annual report on DAIP related activities

Provide training or resources

Q70 Please provide a description of any significant DAIP activities driven or led by your organisation's agents and contractors in 2018–2019.

Drafting of plans for Early Childhood Learning Centre undertaken in conjunction with Three Springs Childcare Inc to ensure rules and regulations for day care centres were adhered to.

Q71 How many of your agents or contractors were considered to have a role in your DAIP? (please choose one)

1-20

Page 14: Feedback about our access and inclusion services

Q72 In 2018-2019, did your organisation use any of the access and inclusion resources on www.disability.wa.gov.au?

Yes

Q73 Were you satisfied with the resources?

Satisfied

Q74 In 2018-2019, has your organisation contacted the access and inclusion team?

Yes

Q75 Were you satisfied with the service provided?

Satisfied

Q76 Do the changes to the DAIP reporting questions for 2018-2019 better suit your organisations approaches to managing access and inclusion?

Yes

Page 15: Ready to lodge your report

Q77 My DAIP progress report is complete and I wish to lodge it with the Department of Communities

Yes

From: Richard Struik [<mailto:Richard.Struik@communities.wa.gov.au>]
Sent: Wednesday, 10 April 2019 12:39 PM
Cc: Access Improvement <Access@communities.wa.gov.au>
Subject: IBA198714 - DAIP Progress Reporting 2018/19

Good afternoon

We are sending you this email because you are listed as your organisation's contact for its Disability Access and Inclusion Plan (DAIP).

The DAIP Progress Reporting period for 2018-19 is now open.

DAIP Progress Reports provide an annual overview reflecting the work of public authorities to support and empower people with disability across the State. They are a mandatory requirement of all public authorities under the *Disability Services Act 1993*.

Information from the reports is tabled in Parliament by the Minister for Disability Services. The Minister's DAIP Progress Report was reinvigorated last year and may prove a useful resource for your organisation. The DAIP Progress Report for 2017-2021 is available at <http://www.disability.wa.gov.au/business-and-government1/business-and-government/disability-access-and-inclusion-plans/>

Please note:

- There are some changes to the Progress Reporting template this year following consultation with a range of public authorities. These are designed to strengthen the analysis of results and the focus on the outcomes of your activities, as well as make reporting more efficient for you.
- As in previous years, you can submit your report via SurveyMonkey or the Word template. A SurveyMonkey link will be sent out in the coming days. If you have not received it by Friday 12 April, please check your spam folder or contact us.
- The Word version is attached. It, along with help guides and resources, is available at <http://www.disability.wa.gov.au/business-and-government1/business-and-government/disability-access-and-inclusion-plans/daip-progress-reporting/>
- Training sessions on DAIP Progress Reporting are available:
 - Tuesday 7 May 10am-12pm
 - Tuesday 21 May 10am-12pm
 - Tuesday 4 June 10am-12pmThese will be held at 146-160 Colin St West Perth. RSVP's to access@dsc.wa.gov.au For regional public authorities, or if you can't make these sessions, please contact us for alternative arrangements.
- A letter from the Assistant Director General of the Department of Communities, Disability Services has been sent to your CEO as formal notification of the DAIP Progress Reporting Period.

2018-19 DAIP progress reports is due to the Department of Communities by Monday 1 July 2019.

Please do contact us if you have any questions.

Our contacts are:

access@dsc.wa.gov.au

Sue Henson- 08 9222 4580

Chris Cable- 08 9440 2251

Or myself

Richard Struik

Senior Policy & Planning Officer

Department of Communities

P 08 6217 6263

W communities.wa.gov.au



Government of **Western Australia**
Department of **Communities**

The Department of Communities acknowledges the traditional owners of country throughout Western Australia and their connection to land, waters and community. We pay our respects to them and their cultures, and to their elders past and present.

The Department of Communities (Communities) formed on 1 July 2017 and is responsible for the delivery of child protection and family support, community grants, funding and initiatives, education and care regulation, disability services, housing and regional services reform. During the transition phase emails sent from Department for Child Protection and Family support (CPFS) domain will be converted to the Communities email address. This message may contain privileged and confidential information and is intended for the exclusive use of the addressee(s). You must not disclose this communication to anyone without the prior consent of Communities. If you have received this email in error, please notify us by return mail, delete it from your system and destroy all copies. Communities has exercised care to avoid errors in the information contained in this email but does not warrant that it is error or omission free.

9.2.2 Off Road Racing Event - Approval 27th to 30th September 2019

Agenda Reference: CEO 07/19-05
Location/Address: Shire of Three Springs Recreation Ground and Various Private Properties
Name of Applicant: WA Off Road Racing
File Reference: ADM0209
Disclosure of Interest:
Date: 11th July 2019
Author: Sylvia Yandle CEO

Signature of Author: _____

SUMMARY

For Council to grant approval for the holding of the Off Road Racing Event in Three Springs between Friday 27th September and Monday 30th September 2019.

ATTACHMENTS

9.2.2a Event Notification
9.2.2b Events Traffic Management Plan as Separate Document

BACKGROUND

This year will be the seventh year the event has been held in Three Springs over the September long weekend and process is in place for another successful event. There are some necessary approvals that Council need to make prior to the event proceeding.

The requirements of the Confederation of Australian Motor Sports (CAMS) Ltd processes have been completed by WA Off Road Racing Association. CAMS have issued a permit number for the event and the Risk Management and Occupational Health and Safety Policies are in accordance with the CAMS requirements.

COMMENT

The event will take place predominantly on private property however there are some instances where Council roads and facilities will be used. There is a request for various in kind works from Council such as assisting with Road Closure signage, general cleaning and provision of bins as well as liaison with community groups as required.

The issue of camping has already been addressed and steps will be in order to place an honour box at the Pavilion for collection of "camping" fees from the Off Road Racing entrants and their entourage.

Catering arrangements and Liquor License process for the event will be finalised with individuals and organisations prior to the event and where necessary organisations will make their own applications for any licenses required.

CONSULTATION

Chief Executive Officer, Manager of Work, Community Development Officer, Various Community Groups and Service Providers and Off Road Racing Association.

STATUTORY ENVIRONMENT

The traffic management plan has been developed and commissioned to be implemented with due consideration and in accordance with the following legislative, environment and industry standards:

AS 1742 – Manual of uniform traffic control devices

Part 1 – General introduction and index of signs

Part 2 – Traffic control for general use

Part 3 – Traffic control for works on roads

Part 4 – Speed controls

☐ AS/NZS ISO 31000– Risk Management – Principles and Guidelines

☐ AS/NZS 4602– High visibility safety garments

☐ Disability Services Act

☐ Local Government Act

☐ Main Roads Act

☐ MRWA Specification 202

☐ Occupational Safety & Health Act

☐ Occupational Safety & Health Regulations

☐ Public Meetings and Processions Regulations

☐ Public Order in Streets Act

☐ Road Traffic Act

☐ Road Traffic Code

☐ Road Traffic (Events on Roads) Regulations

☐ Traffic Controllers' Handbook

☐ Traffic Management for Events Code of Practice

☐ Traffic Management Plan Preparation Guideline

POLICY IMPLICATIONS

As per specific requirements for the hire of Council facilities.

FINANCIAL IMPLICATIONS

The in kind expenditure that occurred in previous years has not been significant and consisted of moderate cleaning costs, assistance with road closures, some additional utility charges and works that Council did to assist with the track itself. While difficult to put an exact figure on expenses, an estimate would be between \$1,000 and \$2,000.

The income of \$605 from camping fees in 2018 along with hire fee of \$350 from Western Desert Racers offsets some of the costs to Council.

STRATEGIC IMPLICATIONS

Strategic Community Plan

3.1.8 Actively facilitate, support and participate in community events.

VOTING REQUIREMENTS

Simple Majority.

190708 COUNCIL RESOLUTION – ITEM 9.2.2

MOVED: Cr Connaughton

SECONDED: Cr Thomas

That Council grant approval to the WA Off Road Racing Association to conduct the WAORRA 360 Off Road race in Three Springs 27th and 30th September 2019 as per the following conditions and arrangements –

1. Council to provide reasonable in kind support as requested by WA OFF Road Racing Association. (Does not include waiver of \$350 commercial hire fee for the Sports Pavilion).
2. That any damage of a significant nature to any Council road (does not include minor grading of roads after the event) or facility used as part of the event is to be made good by the event organisers not at Council's expense.
3. That the event be conducted in accordance with Traffic Management Plan 15 dated 9th July 2019, developed for the event including applicable road closures as presented.
4. Accept the Risk Register as presented in accordance for a CAMS sanctioned event.

CARRIED

Voted: 6/0

NOTIFICATION OF EVENT									
Notifications are to be distributed at least one (1) week in advance of works Where Police attendance is required at least three (3) week's notice shall be given (except in an emergency)									
Anticipated start date:	27 th September 2019				Anticipated finish date:	30 th September 2019			
Anticipated Start Time:	4.00 pm				Anticipated finish Time:	9.00am			
Location of Event (Road/Street, Suburb):	Water Street and West Yarra Rd, Three Springs								
Description of Event:	WA Off Road Racing Association 330 Off Road race								
Description of traffic management arrangements:	Closures 27/09/19 @ 4.00pm to 30/09/19 @ 9.00am (Off Road Racing Event 28 th and 29 th) Advanced signage with road closures, Water Street at the intersection of Hunt St and West Yarra Rd at the intersection of Eneabba-Three Spring Rd and 22km south of Eneabba-Three Spring Rd. Advanced signage with a reduced speed limit of 60km/h will be in place leading up to the spectator areas on Strutton Rd.								
Posted Speed Limit:	110km/h-50km/h	Event site speed limit:		As posted	After hours speed limit:		As posted		
What is the anticipated effect on traffic flows?:	Extra congestion with some delays while road closure is in progress.			Will there be restricted width for oversize escorted vehicles?:		Yes <input checked="" type="checkbox"/>	No <input type="checkbox"/>		
Are lanes closed at signals?:	Yes <input type="checkbox"/>	No <input type="checkbox"/>	N/A <input checked="" type="checkbox"/>	Are signal loops or hardware affected?:		Yes <input type="checkbox"/>	No <input type="checkbox"/>	N/A <input checked="" type="checkbox"/>	
Will signal phases need time changes?	Yes <input type="checkbox"/>	No <input type="checkbox"/>	N/A <input checked="" type="checkbox"/>	Will signals need to revert automatically?:		Yes <input type="checkbox"/>	No <input type="checkbox"/>	N/A <input checked="" type="checkbox"/>	
Date of signal "black out":				Times of signal "black out":					
Will Police attendance be required?:	Yes <input type="checkbox"/>		No <input checked="" type="checkbox"/>		Dates for Police attendance :		(See note below) ⁽¹⁾		
Road Authority:	Shire of Three Springs								
Postal Address:	PO Box 117 132 Railway Road Three Springs WA 6519								
Telephone:	9954 1001	Email:	admin@threesprings.wa.gov.au				Facsimile:	(08) 9954 1183	
Contact:									
Telephone:	9954 1001	Email:	admin@threesprings.wa.gov.au				Mobile:		
Event Organiser:	WA Off Road Racing Association								
Postal Address:	be PO Box 1016 Bibra Lake 6965								
Telephone:	0411 255 925	Email:	info@waorra.com				Facsimile:		
Contact:	Jeremy Beck								
Telephone:	0411 255 925	Email:	info@waorra.com				Facsimile:	(08) 9954 1183	
After hours contact:	Jeremy Beck			Telephone:		Mobile:		0411 255 925	
Traffic Management Contractor:	Shire of Three Springs								
Postal Address:	PO Box 117 132 Railway Road Three Springs WA 6519								
Telephone:	(08) 9954 1001	Email:	admin@threesprings.wa.gov.au				Facsimile:	(08) 9250 6346	
Contact:	Greg Stephens								
Telephone:	(08) 9954 1001	Email:	mws@threesprings.wa.gov.au				Facsimile:	(08) 9954 1183	
After hours contact:	Greg Stephens			Telephone:		Mobile:		0427 541 202	
Distribution List		Email				Facsimile			
WA Police State Traffic Coordination		State Traffic Intelligence Planning & Co-ordination Unit.SMAIL@police.wa.gov.au :				(08) 6274 8664			
MRWA Customer Call Centre		enquiries@mainroads.wa.gov.au				(08) 9323 4430			
MRWA Heavy Vehicle Operations		hvo@mainroads.wa.gov.au				(08) 9311 8455			
MRWA Mid-West Region		mwreg@mainroads.wa.gov.au				(08) 9080 1452			
St John's Ambulance		comms@ambulance.net.au				(08) 9334 1207			
Fire & Emergency Services		defes@defes.wa.gov.au				(08) 9323 9384			
Shire of Three Springs		admin@threesprings.wa.gov.au				(08) 9954 1183			
⁽¹⁾ Where Police attendance is required specific arrangements shall be made with the WA Police State Traffic Coordination, on (08) 6274 8654 ⁽²⁾ Perth metropolitan area only. Elsewhere, the relevant Main Roads Regional Office shall be notified. ⁽³⁾ Perth metropolitan area only. Elsewhere, the relevant public transport/ school bus service shall be notified.									

9.3. FINANCE

9.3.1. FINANCIAL STATEMENTS FOR MONTH ENDING 30th June 2019

Agenda Reference: CEO
Location/Address: Shire of Three Springs
Name of Applicant: Shire of Three Springs
File Reference: ADM0243
Disclosure of Interest:
Date: 11th July 2019
Author: Rajinder Sunner

Signature of Author: _____

SUMMARY

The Monthly Statement of Financial Activity report for the month ending 30th June, 2019 is presented to Council for adoption.

ATTACHMENT

Finance Report ending 30th June, 2019.

BACKGROUND

Financial Regulations require a monthly statement of financial activity report to be presented to Council.

CONSULTATION

No consultation required.

STATUTORY ENVIRONMENT

Local Government Act 1995 Section 6.4.
Local Government (Financial Management) Regulations 1996 Section 34.

POLICY IMPLICATIONS

Nil.

FINANCIAL IMPLICATIONS

Financial implications are outlined in comments.

STRATEGIC IMPLICATIONS

Nil.

OFFICER COMMENT

Council's estimated Surplus C/FWD as at the 30th June 2019 is \$1,893,291.

SUMMARY OF FUNDS – SHIRE OF THREE SPRINGS	
Municipal Account	\$7,400.48
Business Cash Maximiser (Municipal Funds)	\$499,746.85
Grant Funds Holding Maximiser Account (Municipal Funds)	\$1,753,960.36
Trust Account	\$708.40
Reserve Maximiser	\$1,975,535.02
Police Licensing Account	\$95,467.63

Account Balances as at 30th June 2019: -

- Sundry Debtors \$183,480
- Creditors \$513,410
- Rate Debtors \$ 38,688

VOTING REQUIREMENTS

Simple Majority.

190709 COUNCIL RESOLUTION – ITEM 9.3.1

MOVED: Cr Thomas
SECONDED: Cr Thorpe

That Council adopts the preliminary Monthly Statement of Financial Activity for the month ending 30th June 2019.

CARRIED
Voted: 6/0



SHIRE OF THREE SPRINGS

MONTHLY FINANCIAL REPORT (Containing the Statement of Financial Activity) For the Period Ended 30 June 2019

LOCAL GOVERNMENT ACT 1995

LOCAL GOVERNMENT (FINANCIAL MANAGEMENT) REGULATIONS 1996

TABLE OF CONTENTS

Monthly Summary Information	3
Statement of Financial Activity by Program	5
Statement of Financial Activity by Nature or Type	7
Note 1 Statement of Financial Activity Information	8
Note 2 Cash and Financial Assets	9
Note 3 Receivables	10
Note 4 Other Current Assets	11
Note 5 Payables	12
Note 6 Rating Revenue	13
Note 7 Disposal of Assets	14
Note 8 Capital Acquisitions	15
Note 9 Borrowings	17
Note 10 Cash Reserves	18
Note 11 Other Current Liabilities	19
Note 12 Grants and Contributions	20
Note 13 Trust Fund	22
Note 14 Budget Amendments	23
Note 15 Explanation of Material Variances	24

PREPARATION TIMING AND REVIEW

Date prepared: All known transactions up to 06 June 2019

Prepared by:

Reviewed by:

BASIS OF PREPARATION

REPORT PURPOSE

This report is prepared to meet the requirements of *Local Government (Financial Management) Regulations 1996, Regulation 34*. Note: The statements and accompanying notes are prepared based on all transactions recorded at the time of preparation and may vary due to transactions being processed for the reporting period after the date of preparation.

BASIS OF ACCOUNTING

This statement comprises a special purpose financial report which has been prepared in accordance with Australian Accounting Standards (as they apply to local governments and not-for-profit entities and to the extent they are not in-consistent with the *Local Government Act 1995* and accompanying regulations), Australian Accounting Interpretations, other authoritative pronouncements of the Australian Accounting Standards Board, the *Local Government Act 1995* and accompanying regulations. Accounting policies which have been adopted in the preparation of this financial report have been consistently applied unless stated otherwise.

Except for cash flow and rate setting information, the report has been prepared on the accrual basis and is based on historical costs, modified, where applicable, by the measurement at fair value of selected non-current assets, financial assets and liabilities.

THE LOCAL GOVERNMENT REPORTING ENTITY

All Funds through which the Council controls resources to carry on its functions have been included in this statement. In the process of reporting on the local government as a single unit, all transactions and balances between those funds (for example, loans and transfers between Funds) have been eliminated. All monies held in the Trust Fund are excluded from the statement, but a separate statement of those monies appears at Note 13.

SIGNIFICANT ACCOUNTING POLICES

GOODS AND SERVICES TAX

Revenues, expenses and assets are recognised net of the amount of GST, except where the amount of GST incurred is not recoverable from the Australian Taxation Office (ATO). Receivables and payables are stated inclusive of GST receivable or payable. The net amount of GST recoverable from, or payable to, the ATO is included with receivables or payables in the statement of financial position. Cash flows are presented on a gross basis. The GST components of cash flows arising from investing or financing activities which are recoverable from, or payable to, the ATO are presented as operating cash flows.

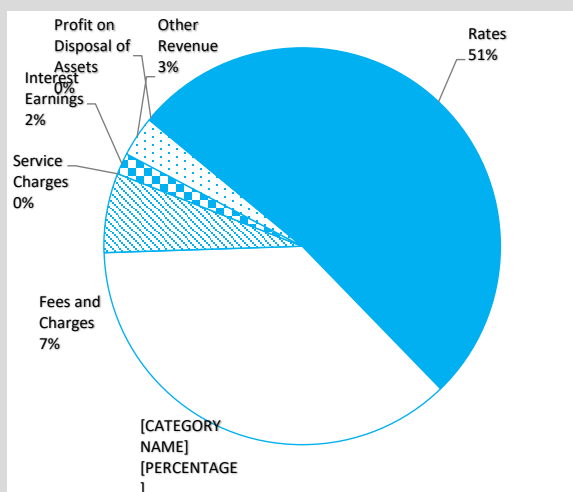
CRITICAL ACCOUNTING ESTIMATES

The preparation of a financial report in conformity with Australian Accounting Standards requires management to make judgements, estimates and assumptions that effect the application of policies and reported amounts of assets and liabilities, income and expenses. The estimates and associated assumptions are based on historical experience and various other factors that are believed to be reasonable under the circumstances; the results of which form the basis of making the judgements about carrying values of assets and liabilities that are not readily apparent from other sources. Actual results may differ from these estimates.

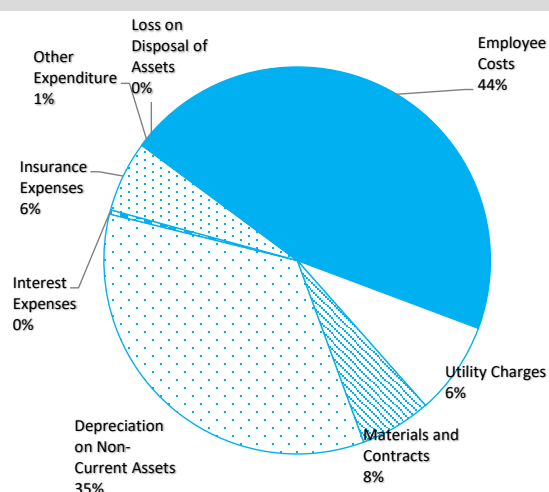
ROUNDING OFF FIGURES

All figures shown in this statement are rounded to the nearest dollar.

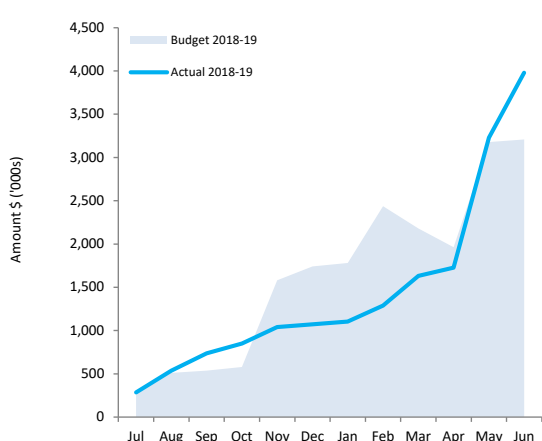
OPERATING REVENUE



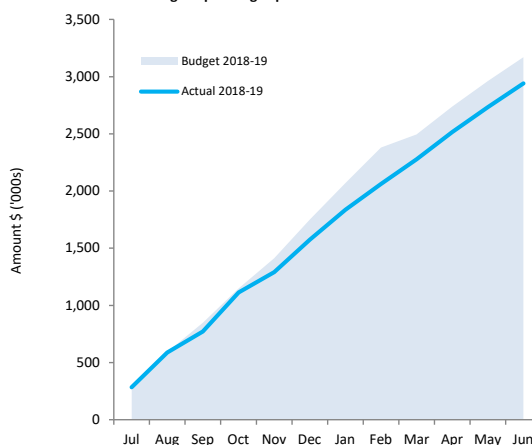
OPERATING EXPENSES



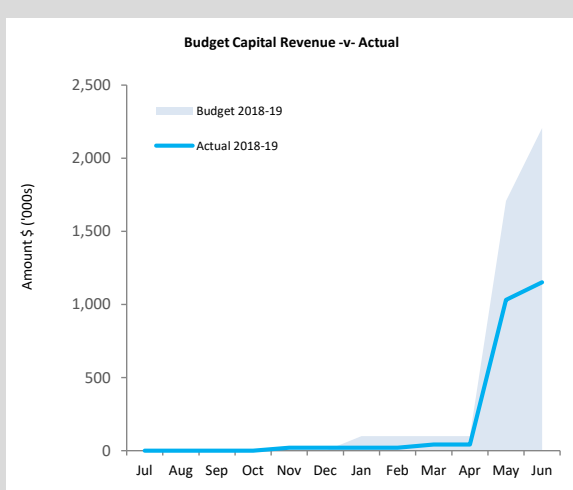
Budget Operating Revenues -v- Actual



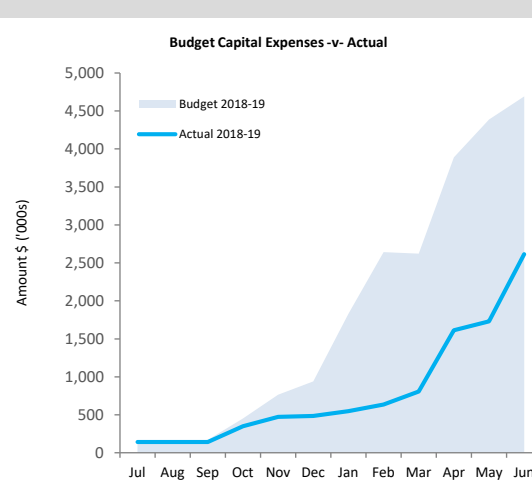
Budget Operating Expenses -v- YTD Actual



CAPITAL REVENUE



CAPITAL EXPENSES



This information is to be read in conjunction with the accompanying Financial Statements and Notes.

KEY TERMS AND DESCRIPTIONS
FOR THE PERIOD ENDED 30 JUNE 2019

STATUTORY REPORTING PROGRAMS

Shire operations as disclosed in these financial statements encompass the following service orientated activities/programs.

GOVERNANCE	ACTIVITIES
To provide a decision making process for the efficient allocation of scarce resources.	Administration and operation of facilities and services to members of council: Other costs that relate to the tasks of assisting elected members and ratepayers on matters which do not concern specific council services.
GENERAL PURPOSE FUNDING	
To collect revenue to fund provision of services.	Rates, general purpose government grants and interest revenue.
LAW, ORDER, PUBLIC SAFETY	
To ensure a safer community in which to live.	Supervision of various local laws, fire prevention, emergency services and animal control.
HEALTH	
To provide an operational framework for good community health.	Food quality and pest control, maintenance of child health centre, medical centre, dental clinic and administration of group health scheme.
EDUCATION AND WELFARE	
To support the needs of the community in education and welfare.	Assistance to Day Care Centre, Playgroup, Youth activities and other voluntary services.
HOUSING	
Provide adequate housing to attract and retain staff and non-staff.	Maintenance of council owned staff and non-staff housing.
COMMUNITY AMENITIES	
Provide services as required by the community.	Rubbish collection services, tip operation, noise control, town planning administration, cemetery maintenance, rest centres, stormwater drainage and FM radio retransmitter.
RECREATION AND CULTURE	
To establish and efficiently manage infrastructure and resources that help the social wellbeing of the community.	Maintenance of swimming pool, recreation centre, library, parks, gardens and reserves.
TRANSPORT	
To provide effective and efficient transport services to the community.	Construction and maintenance of streets, roads, bridges, cleaning and lighting of streets, traffic lights, cycleways, depot maintenance and airstrip maintenance.
ECONOMIC SERVICES	
To help promote the shire and improve its economic wellbeing.	The regulation and provision of tourism, area promotion, building control, noxious weeds, vermin control, plant nursery and standpipes.
OTHER PROPERTY AND SERVICES	
To monitor and control overheads and operating accounts.	Private works operations, plant repairs and operations and engineering costs.

**STATEMENT OF FINANCIAL ACTIVITY
FOR THE PERIOD ENDED 30 JUNE 2019**

STATUTORY REPORTING PROGRAMS

	Ref Note	Amended Budget	YTD Budget (a)	YTD Actual (b)	Var. \$ (b)-(a)	Var. % (b)-(a)/(a)	Var.
		\$	\$	\$	\$	%	
Opening Funding Surplus / (Deficit)	1(c)	1,614,197	1,614,197	1,631,279	17,082	1.06%	
Revenue from operating activities							
Governance		46,397	46,397	45,224	(1,173)	(2.53%)	
General Purpose Funding - Rates	6	2,038,819	2,038,102	2,042,588	4,486	0.22%	
General Purpose Funding - Other		676,441	676,441	1,373,700	697,259	103.08%	▲
Law, Order and Public Safety		27,389	27,389	26,033	(1,356)	(4.95%)	
Health		15,797	15,803	16,284	481	3.04%	
Education and Welfare		14,762	14,762	16,638	1,876	12.71%	
Housing		92,339	92,339	96,866	4,527	4.90%	
Community Amenities		84,053	84,053	87,646	3,593	4.27%	
Recreation and Culture		25,213	25,213	23,143	(2,070)	(8.21%)	
Transport		132,517	131,717	145,280	13,563	10.30%	▲
Economic Services		20,469	20,469	31,120	10,651	52.03%	▲
Other Property and Services		35,755	35,755	74,549	38,794	108.50%	▲
		3,209,951	3,208,440	3,979,071	770,631		
Expenditure from operating activities							
Governance		(249,160)	(249,160)	(258,109)	(8,949)	(3.59%)	
General Purpose Funding		(40,572)	(39,461)	(34,598)	4,863	12.32%	
Law, Order and Public Safety		(179,985)	(179,985)	(182,545)	(2,560)	(1.42%)	
Health		(120,426)	(120,426)	(117,862)	2,564	2.13%	
Education and Welfare		(7,981)	(7,981)	(10,993)	(3,012)	(37.74%)	
Housing		(377,133)	(377,133)	(339,903)	37,230	9.87%	
Community Amenities		(308,426)	(308,426)	(218,473)	89,953	29.17%	▲
Recreation and Culture		(818,083)	(818,083)	(772,008)	46,075	5.63%	
Transport		(917,064)	(917,064)	(847,674)	69,390	7.57%	
Economic Services		(129,893)	(129,893)	(122,190)	7,703	5.93%	
Other Property and Services		(22,691)	(22,691)	(37,030)	(14,339)	(63.19%)	▼
		(3,171,414)	(3,170,303)	(2,941,385)	228,918		
Non-cash amounts excluded from operating activities	1(a)	957,689	956,040	996,711	40,671	4.25%	
Amount attributable to operating activities		996,226	994,177	2,034,397	1,040,220		
Investing Activities							
Proceeds from non-operating grants, subsidies and contributions	12(b)	2,165,736	2,165,736	1,109,536	(1,056,200)	(48.77%)	▼
Proceeds from disposal of assets	7	100,000	42,000	42,000	0	0.00%	
Purchase of property, plant and equipment	8	(4,691,818)	(4,691,818)	(2,616,047)	2,075,771	44.24%	▲
Amount attributable to investing activities		(2,426,082)	(2,484,082)	(1,464,511)	1,019,571		
Financing Activities							
Transfer from Reserves	10	732,400	0	0	0	0.00%	
Repayment of Debentures	9	(66,233)	(56,390)	(56,390)	0	0.00%	
Transfer to Reserves	10	(168,240)	(251,484)	(251,484)	0	0.00%	
Amount attributable to financing activities		497,927	(307,874)	(307,874)	0		
Closing Funding Surplus / (Deficit)	1(c)	682,268	(183,582)	1,893,291			

KEY INFORMATION

▲ ▼ Indicates a variance between Year to Date (YTD) Actual and YTD Actual data as per the adopted materiality threshold. Refer to threshold. Refer to Note 15 for an explanation of the reasons for the variance.

The material variance adopted by Council for the 2018-19 year is \$5,000 or 10.00% whichever is the greater.

This statement is to be read in conjunction with the accompanying Financial Statements and notes.

**KEY TERMS AND DESCRIPTIONS
FOR THE PERIOD ENDED 30 JUNE 2019**

REVENUE

RATES

All rates levied under the *Local Government Act 1995*. Includes general, differential, specific area rates, minimum rates, interim rates, back rates, ex-gratia rates, less discounts offered. Exclude administration fees, interest on instalments, interest on arrears and service charges.

OPERATING GRANTS, SUBSIDIES AND CONTRIBUTIONS

Refer to all amounts received as grants, subsidies and contributions that are not non-operating grants.

NON-OPERATING GRANTS, SUBSIDIES AND CONTRIBUTIONS

Amounts received specifically for the acquisition, construction of new or the upgrading of non-current assets paid to a local government, irrespective of whether these amounts are received as capital grants, subsidies, contributions or donations.

PROFIT ON ASSET DISPOSAL

Profit on the disposal of assets including gains on the disposal of long term investments. Losses are disclosed under the expenditure classifications.

FEES AND CHARGES

Revenues (other than service charges) from the use of facilities and charges made for local government services, sewerage rates, rentals, hire charges, fee for service, photocopying charges, licences, sale of goods or information, fines, penalties and administration fees. Local governments may wish to disclose more detail such as rubbish collection fees, rental of property, fines and penalties, other fees and charges.

SERVICE CHARGES

Service charges imposed under *Division 6 of Part 6 of the Local Government Act 1995 . Regulation 54 of the Local Government (Financial Management) Regulations 1996* identifies these as television and radio broadcasting, underground electricity and neighbourhood surveillance services. Exclude rubbish removal charges. Interest and other items of a similar nature received from bank and investment accounts, interest on rate instalments, interest on rate arrears and interest on debtors.

INTEREST EARNINGS

Interest and other items of a similar nature received from bank and investment accounts, interest on rate instalments, interest on rate arrears and interest on debtors.

OTHER REVENUE / INCOME

Other revenue, which can not be classified under the above headings, includes dividends, discounts, rebates etc.

NATURE OR TYPE DESCRIPTIONS

EXPENSES

EMPLOYEE COSTS

All costs associate with the employment of person such as salaries, wages, allowances, benefits such as vehicle and housing, superannuation, employment expenses, removal expenses, relocation expenses, worker's compensation insurance, training costs, conferences, safety expenses, medical examinations, fringe benefit tax, etc.

MATERIALS AND CONTRACTS

All expenditures on materials, supplies and contracts not classified under other headings. These include supply of goods and materials, legal expenses, consultancy, maintenance agreements, communication expenses, advertising expenses, membership, periodicals, publications, hire expenses, rental, leases, postage and freight etc. Local governments may wish to disclose more detail such as contract services, consultancy, information technology, rental or lease expenditures.

UTILITIES (GAS, ELECTRICITY, WATER, ETC.)

Expenditures made to the respective agencies for the provision of power, gas or water. Exclude expenditures incurred for the reinstatement of roadwork on behalf of these agencies.

INSURANCE

All insurance other than worker's compensation and health benefit insurance included as a cost of employment.

LOSS ON ASSET DISPOSAL

Loss on the disposal of fixed assets.

DEPRECIATION ON NON-CURRENT ASSETS

Depreciation expense raised on all classes of assets.

INTEREST EXPENSES

Interest and other costs of finance paid, including costs of finance for loan debentures, overdraft accommodation and refinancing expenses.

OTHER EXPENDITURE

Statutory fees, taxes, provision for bad debts, member's fees or State taxes. Donations and subsidies made to community groups.

**STATEMENT OF FINANCIAL ACTIVITY
FOR THE PERIOD ENDED 30 JUNE 2019**

BY NATURE OR TYPE

	Ref Note	Adopted Budget	YTD Budget (a)	YTD Actual (b)	Var. \$ (b)-(a)	Var. % (b)-(a)/(a)	Var.
		\$	\$	\$	\$	%	
Opening Funding Surplus / (Deficit)	1(c)	1,614,197	1,614,197	1,631,279	17,082	1.06%	▲
Revenue from operating activities							
Rates	6	2,038,102	2,038,102	2,042,588	4,486	0.22%	
Operating grants, subsidies and contributions	12(a)	769,273	769,273	1,462,762	693,489	90.15%	▲
Fees and charges		237,282	237,282	257,419	20,137	8.49%	▲
Interest earnings		65,047	65,047	69,107	4,060	6.24%	
Other revenue		94,997	93,486	130,905	37,419	40.03%	▲
Profit on disposal of assets	7	5,250	5,250	16,289	11,039	210.27%	▲
		3,209,951	3,208,440	3,979,070	770,630		▲
Expenditure from operating activities							
Employee costs		(1,273,238)	(1,273,238)	(1,303,298)	(30,060)	(2.36%)	
Materials and contracts		(528,219)	(528,219)	(228,366)	299,853	56.77%	▲
Utility charges		(185,333)	(185,333)	(175,130)	10,203	5.51%	▲
Depreciation on non-current assets		(951,290)	(951,290)	(1,013,000)	(61,710)	(6.49%)	
Interest expenses		(12,314)	(12,314)	(10,456)	1,858	15.09%	
Insurance expenses		(175,616)	(175,616)	(174,521)	1,095	0.62%	
Other expenditure		(35,404)	(34,293)	(36,613)	(2,320)	(6.77%)	
Loss on disposal of assets	7	(10,000)	(10,000)	0	10,000	100.00%	▲
		(3,171,414)	(3,170,303)	(2,941,384)	228,919		▲
Non-cash amounts excluded from operating activities	1(a)	957,689	956,040	996,711	40,671	4.25%	▲
Amount attributable to operating activities		996,226	994,177	2,034,397	1,040,220		▲
Investing activities							
Non-operating grants, subsidies and contributions	12(b)	2,165,736	2,165,736	1,109,536	(1,056,200)	(48.77%)	
Proceeds from disposal of assets	7	100,000	42,000	42,000	0	0.00%	
Payments for property, plant and equipment	8	(4,691,818)	(4,691,818)	(2,616,047)	2,075,771	(44.24%)	▲
Amount attributable to investing activities		(2,426,082)	(2,484,082)	(1,464,511)	1,019,571		▲
Financing Activities							
Transfer from reserves	10	732,400	0	0	0	0.00%	
Repayment of debentures	9	(66,233)	(56,390)	(56,390)	0	0.00%	
Transfer to reserves	10	(168,240)	(251,484)	(251,484)	0	0.00%	
Amount attributable to financing activities		497,927	(307,874)	(307,874)	0		
Closing Funding Surplus / (Deficit)	1(c)	682,268	(183,582)	1,893,291			

KEY INFORMATION

▲ ▼ Indicates a variance between Year to Date (YTD) Actual and YTD Actual data as per the adopted materiality threshold.

Refer to Note 15 for an explanation of the reasons for the variance.

This statement is to be read in conjunction with the accompanying Financial Statements and Notes.

(a) Non-cash items excluded from operating activities

The following non-cash revenue and expenditure has been excluded from operating activities within the Statement of Financial Activity in accordance with Financial Management Regulation 32.

Notes	Amended Budget	YTD Budget (a)	YTD Actual (b)
Non-cash items excluded from operating activities	\$	\$	\$
Adjustments to operating activities			
Less: Profit on asset disposals	(5,250)	(5,250)	(16,289)
Less: Movement in liabilities associated with restricted cash	1,649		0
Add: Loss on asset disposals	10,000	10,000	0
Add: Depreciation on assets	951,290	951,290	1,013,000
Total non-cash items excluded from operating activities	957,689	956,040	996,711

(b) Adjustments to net current assets in the Statement of Financial Activity

The following current assets and liabilities have been excluded from the net current assets used in the Statement of Financial Activity in accordance with *Financial Management Regulation* 32 to agree to the surplus/(deficit) after imposition of general rates.

	Last Year Closing 30 Jun 2018	This Year Opening 01 Jul 2018	This Time Last Year 29 Jun 2018	Year to Date 30 Jun 2019
Adjustments to net current assets				
Less: Reserves - restricted cash	10 (1,724,052)	(1,724,052)		(1,975,536)
Add: Borrowings	9 66,233	66,233		0
Add: Provisions - employee	11 148,223	148,223		148,223
Total adjustments to net current assets	(1,509,596)	(1,509,596)	0	(1,827,313)

(c) Net current assets used in the Statement of Financial Activity

Current assets				
Cash and cash equivalents	2 3,235,209	3,235,209		4,236,943
Rates receivables	3 35,623	35,623		38,688
Receivables	3 235,451	235,451		183,480
Other current assets	4 5,497	5,497		5,497
Less: Current liabilities				
Payables	5 (156,449)	(156,449)		(513,410)
Borrowings	9 (66,233)	(66,233)		0
Provisions	11 (148,223)	(148,223)		(148,223)
Less: Total adjustments to net current assets	1(c) (1,509,596)	(1,509,596)	0	(1,827,313)
Closing Funding Surplus / (Deficit)	1,631,279	1,631,279	0	1,975,662

CURRENT AND NON-CURRENT CLASSIFICATION

In the determination of whether an asset or liability is current or non-current, consideration is given to the time when each asset or liability is expected to be settled. Unless otherwise stated assets or liabilities are classified as current if expected to be settled within the next 12 months, being the Council's operational cycle.

NOTES TO THE STATEMENT OF FINANCIAL ACTIVITY
FOR THE PERIOD ENDED 30 JUNE 2019

OPERATING ACTIVITIES
NOTE 2
CASH AND FINANCIAL ASSETS

Description	Classification	Unrestricted	Restricted	Trust	Total YTD Actual	Institution	Interest Rate	Maturity Date
		\$	\$	\$	\$			
Cash on hand								
Cash at Bank Muni A/C	Cash and cash equivalents	2,261,108			2,261,108	NAB	Variable	ongoing
Reserve Funds	Cash and cash equivalents	0	1,975,535		1,975,535	NAB	2.10%	15/09/2019
Petty Cash	Cash and cash equivalents	300			300	n/a	n/a	n/a
Total		2,261,408	1,975,535	0	4,236,943			
Comprising								
Cash and cash equivalents		2,261,408	1,975,535	0	4,236,943			
Financial assets at amortised cost		0	0	0	0			
		2,261,408	1,975,535	0	4,236,943			

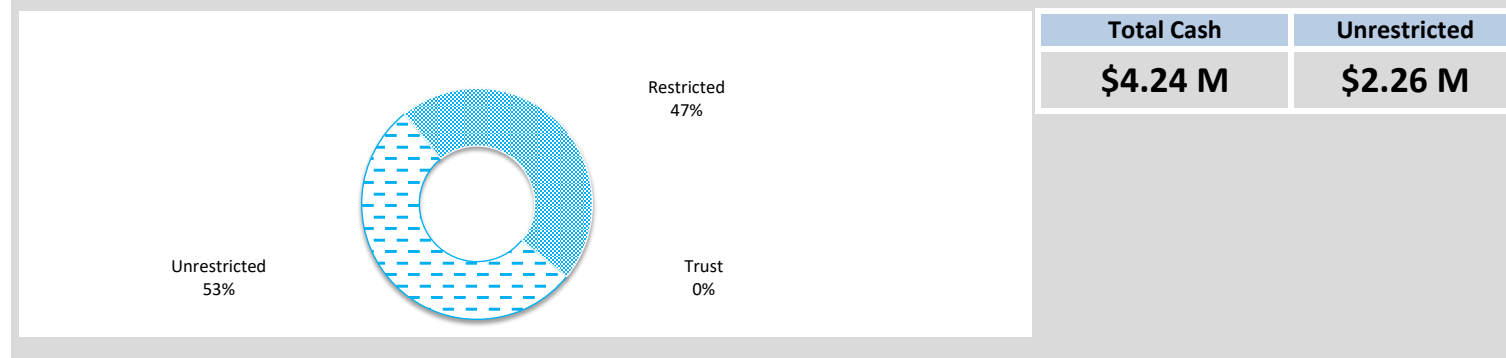
KEY INFORMATION

Cash and cash equivalents include cash on hand, cash at bank, deposits available on demand with banks and other short term highly liquid investments highly liquid investments with original maturities of three months or less that are readily convertible to known amounts of cash and which are subject to an insignificant risk of changes in value and bank overdrafts. Bank overdrafts are reported as short term borrowings in current liabilities in the statement of net current assets.

The local government classifies financial assets at amortised cost if both of the following criteria are met:

- the asset is held within a business model whose objective is to collect the contractual cashflows, and
- the contractual terms give rise to cash flows that are solely payments of principal and interest.

Financial assets at amortised cost held with registered financial institutions are listed in this note other financial assets at amortised cost are provided in Note 4 - Other assets.



Total Cash	Unrestricted
\$4.24 M	\$2.26 M

NOTES TO THE STATEMENT OF FINANCIAL ACTIVITY
FOR THE PERIOD ENDED 30 JUNE 2019

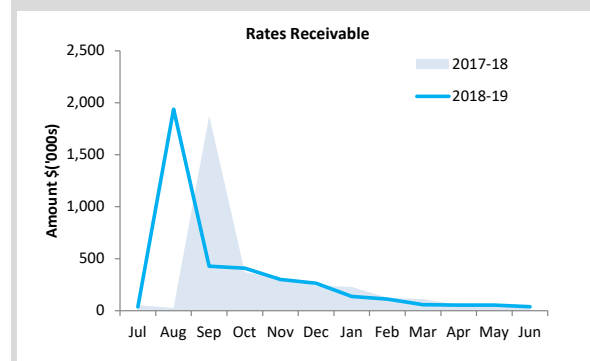
OPERATING ACTIVITIES
NOTE 3
RECEIVABLES

Rates Receivable	30 June 2018	30 Jun 19
	\$	\$
Opening Arrears Previous Years	35623	35,623
Levied this year	2,038,819	2,042,588
Less - Collections to date	(2,038,819)	(2,039,523)
Equals Current Outstanding	35623	38,688
Net Rates Collectable	35,623	38,688
% Collected	98.3%	98.1%

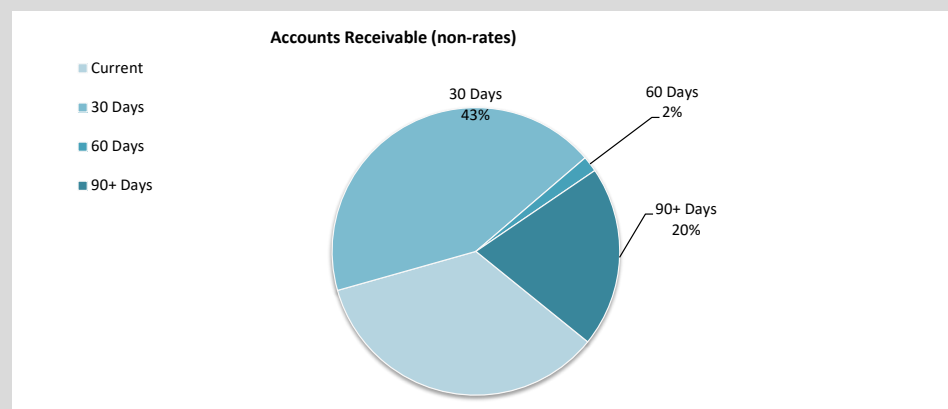
Receivables - General	Credit	Current	30 Days	60 Days	90+ Days	Total
	\$	\$	\$	\$	\$	\$
Receivables - General	858	30,032	37,212	1,527	17,565	87,194
Percentage	1%	34.4%	42.7%	1.8%	20.1%	
Balance per Trial Balance						
Sundry receivable						87,194
GST receivable						96,366
Other receivables [describe]						(80)
Total Receivables General Outstanding						183,480
Amounts shown above include GST (where applicable)						

KEY INFORMATION

Trade and other receivables include amounts due from ratepayers for unpaid rates and service charges and other amounts due from third parties for goods sold and services performed in the ordinary course of business. Receivables expected to be collected within 12 months of the end of the reporting period are classified as current assets. All other receivables are classified as non-current assets. Collectability of trade and other receivables is reviewed on an ongoing basis. Debts that are known to be uncollectible are written off when identified. An allowance for doubtful debts is raised when there is objective evidence that they will not be collectible.



Collected	Rates Due
98.1%	\$38,688



Debtors Due
\$183,480
Over 30 Days
65%
Over 90 Days
20.1%

NOTES TO THE STATEMENT OF FINANCIAL ACTIVITY
FOR THE PERIOD ENDED 30 JUNE 2019

OPERATING ACTIVITIES
NOTE 4
OTHER CURRENT ASSETS

	Opening Balance 1 July 2018	Asset Increase	Asset Reduction	Closing Balance 30 June 2019
Other Current Assets	\$	\$	\$	\$
Inventory				
Inventories [describe]	5,497			5,497
Total Other Current assets				5,497
Amounts shown above include GST (where applicable)				

KEY INFORMATION

Other financial assets at amortised cost

The Shire classifies financial assets at amortised cost if both of the following criteria are met:

- the asset is held within a business model whose objective is to collect the contractual cashflows, and
- the contractual terms give rise to cash flows that are solely payments of principal and interest.

Inventory

Inventories are measured at the lower of cost and net realisable value.

Net realisable value is the estimated selling price in the ordinary course of business less the estimated costs of completion and the estimated costs necessary to make the sale.

Land held for resale

Land held for development and resale is valued at the lower of cost and net realisable value. Cost includes the cost of acquisition, development, borrowing costs and holding costs until completion of development.

Borrowing costs and holding charges incurred after development is completed are expensed.

Gains and losses are recognised in profit or loss at the time of signing an unconditional contract of sale if significant risks and rewards, and effective control over the land, are passed onto the buyer at this point.

Land held for resale is classified as current except where it is held as non-current based on the Council's intentions to release for sale.

CONTRACT ASSETS

A contract asset is the right to consideration in exchange for goods or services the entity has transferred to a customer when that right is conditioned on something other than the passage of time.

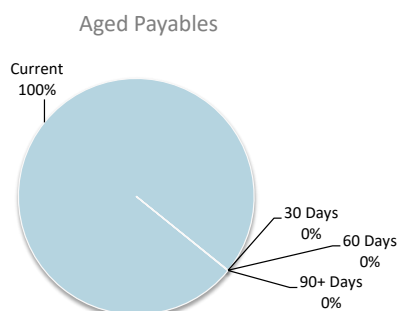
OPERATING ACTIVITIES

NOTE 5

Payables

KEY INFORMATION

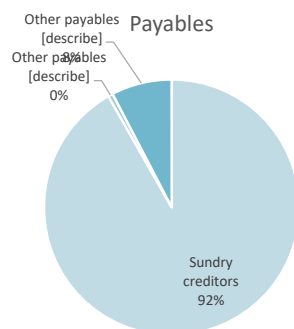
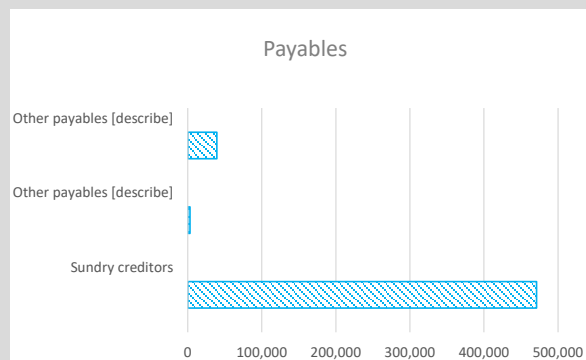
- Current
- 30 Days
- 60 Days
- 90+ Days



\$513,410

0%

-0.1%



NOTES TO THE STATEMENT OF FINANCIAL ACTIVITY
FOR THE PERIOD ENDED 30 JUNE 2019

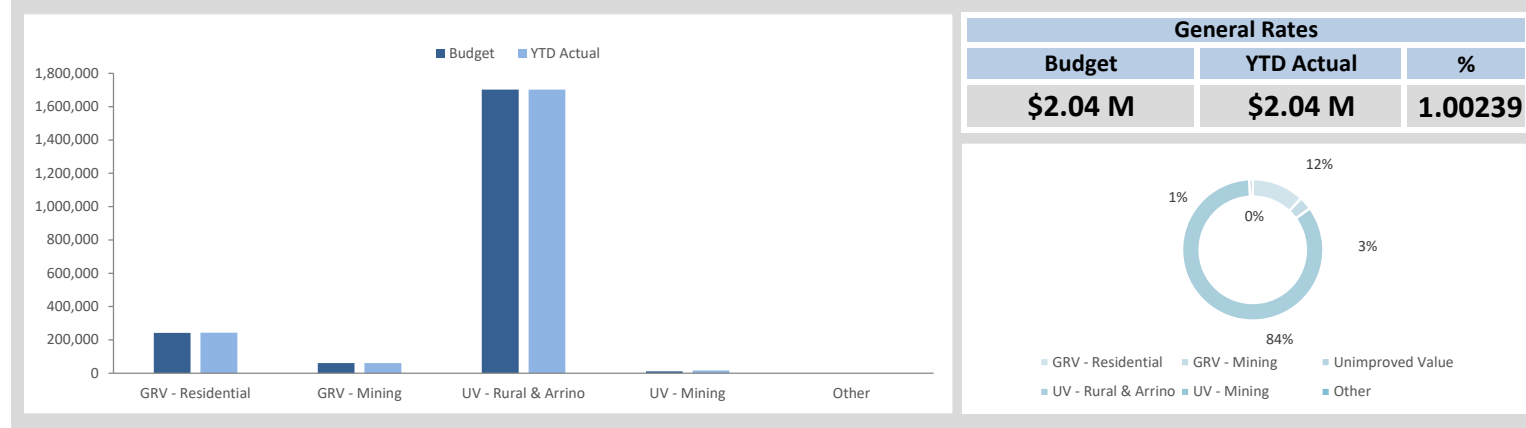
OPERATING ACTIVITIES
NOTE 6
RATE REVENUE

General Rate Revenue

RATE TYPE	Rate in \$ (cents)	Number of Properties	Rateable Value	Budget				YTD Actual			
				Rate Revenue	Interim Rate	Back Rate	Total Revenue	Rate Revenue	Interim Rates	Back Rates	Total Revenue
				\$	\$	\$	\$	\$	\$	\$	\$
Differential General Rate											
Gross Rental Value											
GRV - Residential	0.119606	208	2,041,052	244,122	(1,607)	0	242,515	244,122	(1,275)	0	242,847
GRV - Mining	0.239212	1	252,500	60,401	0	0	60,401	60,401	0	0	60,401
Unimproved Value											
UV - Rural & Arrino	0.015334	184	111,030,000	1,702,534	0	0	1,702,534	1,702,534	0	0	1,702,534
UV - Mining	0.030667	14	363,228	11,139	0	0	11,139	11,139	(159)	4,707	15,687
Other		67					0				0
Sub-Total		474	113,686,780	2,018,196	(1,607)	0	2,016,589	2,018,196	(1,434)	4,707	2,021,469
Minimum Payment											
Gross Rental Value											
GRV - Residential	455	20	13,439	9,100	0	0	9,100	9,100	0	0	9,100
GRV - Mining	455	0	0	0	0	0	0	0	0	0	0
Unimproved Value											
UV - Rural & Arrino	455	21	280,150	9,555	0	0	9,555	9,555	0	0	9,555
UV - Mining	275	13	31,985	3,575	0	0	3,575	3,575	0	0	3,575
Sub-Total		54	325,574	22,230	0	0	22,230	22,230	0	0	22,230
Amount from General Rates							2,038,819				2,043,699
Write off											(1,111)
Total General Rates							2,038,819				2,042,588

KEY INFORMATION

Rates, grants, donations and other contributions are recognised as revenues when the local government obtains control over the assets comprising the contributions. Control over assets acquired from rates is obtained at the commencement of the rating period or, where earlier, upon receipt of the rates.

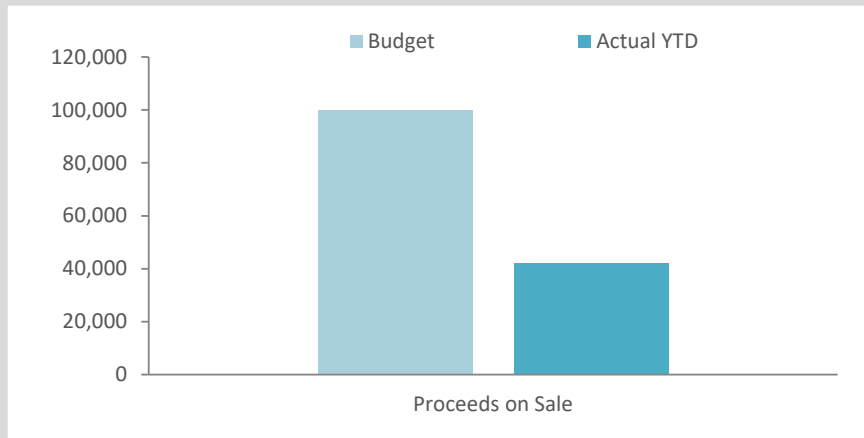


NOTES TO THE STATEMENT OF FINANCIAL ACTIVITY
FOR THE PERIOD ENDED 30 JUNE 2019

OPERATING ACTIVITIES
NOTE 7
DISPOSAL OF ASSETS

Asset Ref.	Asset Description	Budget				YTD Actual			
		Net Book Value	Proceeds	Profit	(Loss)	Net Book Value	Proceeds	Profit	(Loss)
		\$	\$	\$	\$	\$	\$	\$	\$
	Plant and equipment								
	Transport								
	2009 Caterpillar Skid Steere	15,750	20,000	4,250	0	15,750	21,000	5,250	0
	Caterpillar 12M Motor Grader	90,000	80,000	0	(10,000)	0	0	0	0
	2001 Backhoe Case Loader 580LE	0	0	0	0	20,000	21,000	1,000	0
		105,750	100,000	4,250	(10,000)	35,750	42,000	6,250	0

KEY INFORMATION



Proceeds on Sale		
Annual Budget	YTD Actual	%
\$100,000	\$42,000	42%

**NOTES TO THE STATEMENT OF FINANCIAL ACTIVITY
FOR THE PERIOD ENDED 30 JUNE 2019**

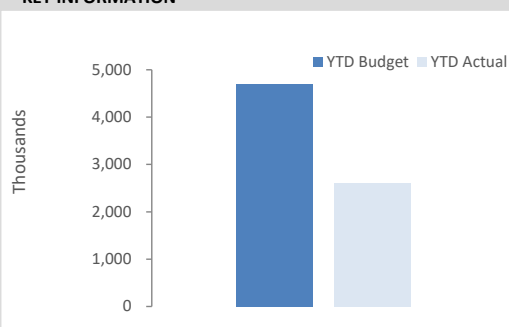
**INVESTING ACTIVITIES
NOTE 8
CAPITAL ACQUISITIONS**

Capital Acquisitions	Adopted		YTD Actual	YTD Actual Variance
	Budget	YTD Budget		
	\$	\$	\$	\$
Buildings	2,001,030	2,001,030	605,041	(1,395,989)
Furniture & Equipment	191,319	191,319	114,251	(77,068)
Plant & Equipment	481,000	481,000	520,167	39,167
Infrastructure - Roads	1,902,069	1,902,069	1,275,248	(626,821)
Infrastructure - Footpaths	80,000	80,000	95,522	15,522
Infrastructure - Parks & Ovals	36,400	36,400	5,818	(30,582)
Capital Expenditure Totals	4,691,818	4,691,818	2,616,047	(2,075,771)
Capital Acquisitions Funded By:				
	\$	\$	\$	\$
Capital grants and contributions	2,165,736	2,165,736	1,109,536	(1,056,200)
Other (Disposals & C/Fwd)	100,000	42,000	42,000	0
Cash Backed Reserves				
Housing and development	100,000	0	0	0
Local gov comm housing	60,000	0	0	0
Swimming pool rec eq	72,400	0	0	0
Child centre	500,000	0	0	0
Contribution - operations	1,693,682	2,484,082	1,464,511	(1,019,571)
Capital Funding Total	4,691,818	4,691,818	2,616,047	(2,075,771)

SIGNIFICANT ACCOUNTING POLICIES

All assets are initially recognised at cost. Cost is determined as the fair value of the assets given as consideration plus costs incidental to the acquisition. For assets acquired at no cost or for nominal consideration, cost is determined as fair value at the date of acquisition. The cost of non-current assets constructed by the local government includes the cost of all materials used in the construction, direct labour on the project and an appropriate proportion of variable and fixed overhead. Certain asset classes may be revalued on a regular basis such that the carrying values are not materially different from fair value. Assets carried at fair value are to be revalued with sufficient regularity to ensure the carrying amount does not differ materially from that determined using fair value at reporting date.

KEY INFORMATION

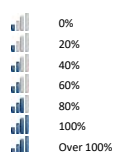


Acquisitions	Annual Budget	YTD Actual	% Spent
	\$4.69 M	\$2.62 M	56%
Capital Grant	Annual Budget	YTD Actual	% Received
	\$2.17 M	\$1.11 M	51%

NOTES TO THE STATEMENT OF FINANCIAL ACTIVITY
FOR THE PERIOD ENDED 30 JUNE 2019

INVESTING ACTIVITIES
NOTE 8
CAPITAL ACQUISITIONS (CONTINUED)

Capital Expenditure Total
Level of Completion Indicators



Percentage Year to Date Actual to Annual Budget expenditure where the expenditure over budget highlighted in red.

% of
Completion

Level of completion indicator, please see table at the end of this note for further detail.

Account Description

Adopted
Current Budget YTD Budget YTD Actual Variance (Under)/Over

Capital Expenditure					
		Furniture & Equipment			
		0014 Furniture & Equipment	15,000	15000	2860
		0940 Furniture & Equipment	108819	108819	110716.85
19%		1104 Furniture & Equipment (Medical Centre)	30000	30000	0
102%		2854 Furniture & Equipment (Pool)	20000	20000	0
		3484 Furniture & Equipment	5000	5000	0
5%		3804 Furniture & Equipment	12500	12500	674.1
60%		Furniture & Equipment Total	191319	191319	114250.95
		Buildings			
		0024 Buildings	0	0	0
		0696 Fire Prevention Buildings	0	0	0
		1124 Buildings cap - Doctors House, 5 Howard St	0	0	0
21%		1615 Child Care Facility	1630000	1630000	336280.19
65%		1732 Buildings Capital - Housing Other (Input Taxed)	70498	70498	45732.78
31%		1744 Building Capital - Staff Housing	47000	47000	14729.45
100%		1750 Purchase of Staff Housing	140632	140632	140632.71
2%		2404 Buildings	5000	5000	79.58
1%		2434 Buildings - Public Halls/Civic Centre	5000	5000	53.04
1%		2814 Building - Pavilion	7500	7500	53.04
79%		2834 Buildings	85400	85400	67400.77
		3494 Buildings	0	0	0
1%		3814 Buildings	10000	10000	79.56
30%		Buildings Total	2001030	2001030	605041.12
		Plant & Equipment			
		0604 M/V Purchase	0	0	0
		3544 Purchase of Motor Vehicles	0	0	0
114%		3554 Purchase Plant & Equipment	455000	455000	520166.79
		3564 Tools & Equipment	26000	26000	0
108%		Plant & Equipment Total	481000	481000	520166.79
		Infrastructure - Parks & Ovals			
		2274 Infrastructure Assets Parks & Gardens	0	0	0
26%		2865 Infrastructure - Parks & Ovals	22800	22800	5818.18
		3152 Townscape	5000	5000	0
		3854 Infrastructure - Tourism Promotion	8600	8600	0
16%		Infrastructure - Parks & Ovals Total	36400	36400	5818.18
		Land			
		2824 Land	0	0	0
		Land Total	0	0	0
		Infrastructure - Roads			
139%		3104 Blackspot Grant - Projects	225000	225000	0
		3124 RRG Project Grants	37231	37231	51917.64
97%		3134 Roads To Recovery Grants	323945	323945	313169.29
71%		3154 MRWA - Road Projects	853500	853500	609828.8
70%		3164 - Municipal Fund	429787	429787	299467.43
3%		5594 Town Streets - Kerbing & Drainage	32606	32606	865.27
67%		Infrastructure - Roads Total	1902069	1902069	1275248.43
		Infrastructure - Footpaths			
119%		3224 Footpaths	80000	80000	95521.7
119%		Infrastructure - Footpaths Total	80000	80000	95521.7
56%		Grand Total	4691818	4691818	2616047.17

NOTES TO THE STATEMENT OF FINANCIAL ACTIVITY
FOR THE PERIOD ENDED 30 JUNE 2019

FINANCING ACTIVITIES
NOTE 9
BORROWINGS

Repayments - Borrowings

Information on Borrowings Particulars	1 July 2018	New Loans		Principal Repayments		Principal Outstanding		Interest Repayments	
		Actual	Budget	Actual	Budget	Actual	Budget	Actual	Budget
	\$	\$	\$	\$	\$	\$	\$	\$	\$
Recreation and culture									
Loan 156 - Swimming Pool Upgrade	17,531	0	0	17,531	17,531	0	0	703	703
Loan 160 - Swimming Pool	129,146	0	0	9,653	19,496	119,493	109,650	2,525	4,861
Transport									
Loan 157 - Grader	60,230	0	0	29,206	29,206	31,024	31,024	3,141	3,251
	206,907	0	0	56,390	66,233	150,517	140,674	6,369	8,815
Total	206,907	0	0	56,390	66,233	150,517	140,674	6,369	8,815
Current borrowings	66,233					0			
Non-current borrowings	140,674					150,517			
	206,907					150,517			

All debenture repayments were financed by general purpose revenue.

New Borrowings 2018-19

Particulars	Amount Borrowed Actual	Amount Borrowed Budget	Institution	Loan Type	Term Years	Total Interest & Charges	Interest Rate	Amount (Used)		Balance
	\$	\$				\$	%	Actual	Budget	\$
	0	0				0		0		0

No new debentures are budgeted for the financial year ending 30 June 2019.

Unspent Borrowings

Particulars	Date Borrowed	Unspent Balance 30-06-2018	Borrowed During Year	Expended During Year	Unspent Balance 30/06/2019
		\$	\$	\$	\$
					0
					0
					0
					0
					0
		0	0	0	0

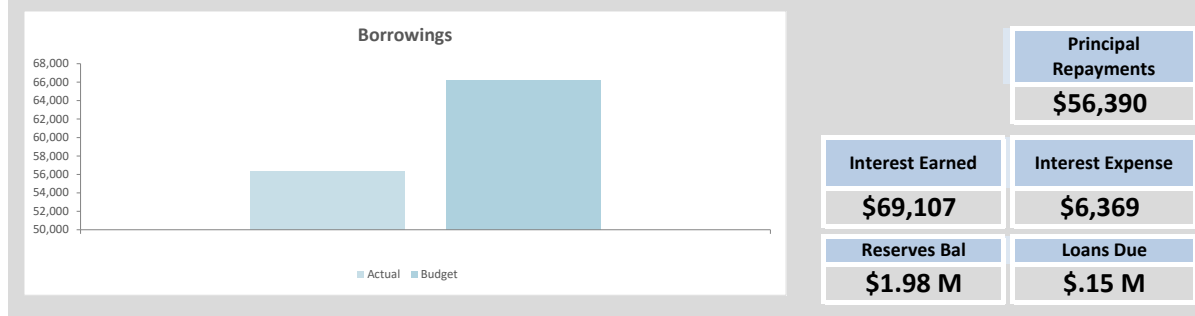
The Shire has no unspent debenture funds as at 30th June 2018, nor is it expected to have unspent funds as at 30th June 2019.

Overdraft

Council do not anticipate having an overdraft facility during 2018/19.

KEY INFORMATION

All loans and borrowings are initially recognised at the fair value of the consideration received less directly attributable transaction costs. After initial recognition, interest-bearing loans and borrowings are subsequently measured at amortised cost using the effective interest method. Fees paid on the establishment of loan facilities that are yield related are included as part of the carrying amount of the loans and borrowings.



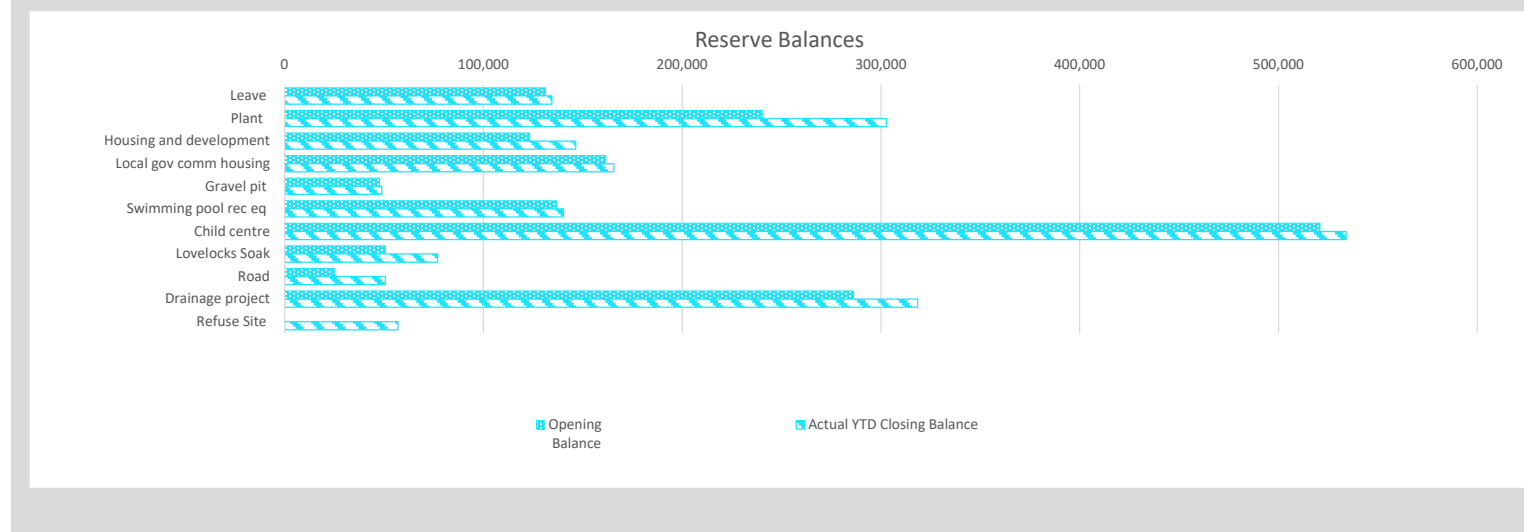
NOTES TO THE STATEMENT OF FINANCIAL ACTIVITY
FOR THE PERIOD ENDED 30 JUNE 2019

OPERATING ACTIVITIES
NOTE 10
CASH RESERVES

Cash Backed Reserve

Reserve Name	Opening Balance	Budget Interest Earned	Actual Interest Earned	Budget Transfers In (+)	Actual Transfers In (+)	Budget Transfers Out (-)	Actual Transfers Out (-)	Budget Closing Balance	Actual YTD Closing Balance
	\$	\$	\$	\$	\$	\$	\$	\$	\$
Leave	131,141	3,213	3,308	0	0	0	0	134,354	134,449
Plant	240,654	61,896	6,070	0	56,000	0	0	302,550	302,724
Housing and development	123,308	23,021	3,110	0	20,000	(100,000)	0	46,329	146,418
Local gov comm housing	161,548	3,958	4,075	0	0	(60,000)	0	105,506	165,623
Gravel pit	47,703	1,169	1,204	0	0	0	0	48,872	48,907
Swimming pool rec eq	136,891	3,354	3,453	0	0	(72,400)	0	67,845	140,344
Child centre	520,893	12,762	13,138	0	0	(500,000)	0	33,655	534,031
Lovelocks Soak	50,635	26,241	1,277	0	25,000	0	0	76,876	76,912
Road	25,000	25,612	631	0	25,000	0	0	50,612	50,631
Drainage project	286,279	7,014	7,220	0	25,000	0	0	293,293	318,499
Refuse Site	0				57,000			0	57,000
	1,724,052	168,240	43,484	0	208,000	(732,400)	0	1,159,892	1,975,536

KEY INFORMATION



NOTES TO THE STATEMENT OF FINANCIAL ACTIVITY
FOR THE PERIOD ENDED 30 JUNE 2019

OPERATING ACTIVITIES
NOTE 11
OTHER CURRENT LIABILITIES

Other Current Liabilities	Note	Opening Balance 1 July 2018	Liability Increase	Liability Reduction	Closing Balance 30 June 2019
		\$	\$	\$	\$
Provisions					
Annual leave		95,753	0	0	95,753
Contract Liabilities					
Lease liability		0			0

Amounts shown above include GST (where applicable)

A breakdown of contract liabilities and associated movements is provided on the followign pages at 11(a) and 11(b)

KEY INFORMATION

PROVISIONS

Provisions are recognised when the Shire has a present legal or constructive obligation, as a result of past events, for which it is probable that an outflow of economic benefits will result and that outflow can be reliably measured.

Provisions are measured using the best estimate of the amounts required to settle the obligation at the end of the reporting period.

EMPLOYEE BENEFITS

Short-term employee benefits

Provision is made for the Shire's obligations for short-term employee benefits. Short-term employee benefits are benefits (other than termination benefits) that are expected to be settled wholly before 12 months after the end of the annual reporting period in which the employees render the related service, including wages, salaries and sick leave. Short-term employee benefits are measured at the (undiscounted) amounts expected to be paid when the obligation is settled.

The Shire's obligations for short-term employee benefits such as wages, salaries and sick leave are recognised as a part of current trade and other payables in the calculation of net current assets.

Other long-term employee benefits

The Shire's obligations for employees' annual leave and long service leave entitlements are recognised as provisions in the statement of financial position.

Long-term employee benefits are measured at the present value of the expected future payments to be made to employees. Expected future payments incorporate anticipated future wage and salary levels, durations of service and employee departures and are discounted at rates determined by reference to market yields at the end of the reporting period on government bonds that have maturity dates that approximate the terms of the obligations. Any remeasurements for changes in assumptions of obligations for other long-term employee benefits are recognised in profit or loss in the periods in which the changes occur. The Shire's obligations for long-term employee benefits are presented as non-current provisions in its statement of financial position, except where the Shire does not have an unconditional right to defer settlement for at least 12 months after the end of the reporting period, in which case the obligations are presented as current provisions.

NOTES TO THE STATEMENT OF FINANCIAL ACTIVITY
FOR THE PERIOD ENDED 30 JUNE 2019

NOTE 12(a)

OPERATING GRANTS AND CONTRIBUTIONS

Provider	Unspent Operating Grant, Subsidies and Contributions Liability					Unspent Operating Grants, Subsidies and Contributions Revenue					
	Liability 1-Jul	Increase in Liability	Liability Reduction (As revenue)	Liability 30-Jun	Current Liability 30-Jun	Amended Budget Revenue	YTD Budget	Annual Budget	Budget Variations	Expected	YTD Revenue Actual
	\$	\$	\$	\$	\$	\$	\$	\$	\$	\$	\$
Operating Grants and Subsidies											
General purpose funding											
General Purpose Grant	0					419,558	419,558	419,558		419,558	849,541
Formula Local Road Grant	0					219,192	219,192	219,192		219,192	483,662
Law, order, public safety											
Grants Fire Protection	0					25,869	25,869	25,869		25,869	24,563
Community amenities											
Karara Mining - Refuse Site Contribution	58,500			58,500		0	0	0		0	
Recreation and culture											
Sundry Grants	0					500	500	500		500	500
Community Grant	0					2,909	2,909	2,909		2,909	2,909
Transport											
Grants - Street Lighting	0					200	200	200		200	200
Grants - Direct - MRWA	0					101,045	101,045	101,045		101,045	101,045
Grants- Other	0					0	0	0		0	342
	58,500	0	0	58,500	0	769,273	769,273	769,273	0	769,273	1,462,762
TOTALS	58,500	0	0	58,500	0	769,273	769,273	769,273	0	769,273	1,462,762

NOTES TO THE STATEMENT OF FINANCIAL ACTIVITY
FOR THE PERIOD ENDED 30 JUNE 2019

NOTE 12(b)
NON-OPERATING GRANTS AND CONTRIBUTIONS

Provider	Unspent Non Operating Grants, Subsidies and Contributions Liability					Non Operating Grants, Subsidies and Contributions Revenue					
	Liability 1-Jul	Increase in Liability	Liability Reduction (As revenue)	Liability 30-Jun	Current Liability 30-Jun	Amended Budget Revenue	YTD Budget	Annual Budget	Budget Variations	Expected	YTD Revenue Actual (b)
	\$	\$	\$	\$	\$	\$	\$	\$	\$	\$	\$
Non-Operating Grants and Subsidies											
Law, order, public safety											
Grants Law & Other	0					50,235	50,235	50,235		50,235	50,235
Education and welfare											
Grants - Child Care Centre	0					1,050,000	1,050,000	1,050,000		1,050,000	270,000
Recreation and culture											
Contributions & Donations	0					6,400	6,400	6,400		6,400	0
Transport											
Grants - RRG Projects - MRWA	0					569,000	569,000	569,000		569,000	455,200
Grants - Blackspot Funding	0					150,000	150,000	150,000		150,000	0
Grants - Roads To Recovery - DOTARS	0					310,101	310,101	310,101		310,101	310,101
Grants - Country Pathways	0					30,000	30,000	30,000		30,000	24,000
	0	0	0	0	0	2,165,736	2,165,736	2,165,736	0	2,165,736	1,109,536
Total Non-operating grants, subsidies and contributions	0	0	0	0	0	2,165,736	2,165,736	2,165,736	0	2,165,736	1,109,536

**NOTES TO THE STATEMENT OF FINANCIAL ACTIVITY
FOR THE PERIOD ENDED 30 JUNE 2019**

**NOTE 13
TRUST FUND**

Funds held at balance date over which the Shire has no control and which are not included in this statement are as follows:

Description	Opening Balance 1 July 2018	Amount Received	Amount Paid	Closing Balance 30 Jun 2019
	\$	\$	\$	\$
Police Licencing	785	226,336	(223,616)	3,505
Three Springs LCDC	4,334	0	0	4,334
Arrowsmith Catchment	77,393	0	0	77,393
Arrowsmith Rates	11,556	0	0	11,556
East Three Springs Catchment	2,014	0	0	2,014
BCITF Levy	91	450	(541)	0
BRB Levy	63	479	(542)	0
Housing Bonds	280	0	0	280
Hall Hire Bond	0	1,760	(1,760)	0
	100			100
	96,616	229,025	(226,459)	99,182

**NOTES TO THE STATEMENT OF FINANCIAL ACTIVITY
FOR THE PERIOD ENDED 30 JUNE 2019**

**NOTE 14
BUDGET AMENDMENTS**

Amendments to original budget since budget adoption. Surplus/(Deficit)

GL Code	Description	Program	N/T	Council Resolution	Classification	Non Cash Adjustment	Increase in Available Cash	Decrease in Available Cash	Amended Budget Running Balance
						\$	\$	\$	\$
Budget Adoption					Opening Surplus				1,555,477
					Opening Surplus variance		58,720		1,614,197
100110	Rates Levied All Areas	GPI	Rates		Operating Revenue		2,030		1,616,227
100210	Back-Rates Levied	GPI	Rates		Operating Revenue		423		1,616,650
100510	C.B.H. Agreement Payment	GPI	Fees		Operating Revenue		394		1,617,044
100800	Rates Written Off	GPI	Other		Operating Revenue			(1,111)	1,615,933
100710	Formula Local Road Grant	GPI	OG		Operating Revenue		20,026		1,635,959
100910	General Purpose Grant	GPI	OG		Operating Revenue		140,344		1,776,303
104920	Title Search	GPI	M&C		Operating Expenses		500		1,776,803
105430	Instalment Interest - Surcharge	GPI	IE		Operating Revenue		1,080		1,777,883
105460	ESL Penalty Interest	GPI	IE		Operating Revenue		27		1,777,910
105530	Instalment Admin Fee - Surcharge	GPI	Fees		Operating Revenue		40		1,777,950
100120	Conference Expenses	GOV	M&C		Operating Expenses		5,000		1,782,950
100720	Public Relations Other	GOV	M&C		Operating Expenses			(500)	1,782,450
100820	Public Relations Yakabout	GOV	M&C		Operating Expenses			(750)	1,781,700
101220	Refreshments & Functions	GOV	M&C		Operating Expenses			(1,000)	1,780,700
101820	Subscriptions	GOV	M&C		Operating Expenses			(2,000)	1,778,700
102020	Insurance	GOV	Ins		Operating Expenses			(105)	1,778,595
100140	Furniture & Equipment	GOV	Capex		Capital Expenses		15,000		1,793,595
101020	Debt Recovery Expenses	GOV	M&C		Operating Expenses		500		1,794,095
102720	Salaries (Muni Fund)	GOV	EMP		Operating Expenses		30,000		1,824,095
102920	Insurance	GOV	Ins		Operating Expenses			(1,810)	1,822,285
103120	Vehicle Running Expenses	GOV	M&C		Operating Expenses			(1,000)	1,821,285
104220	Advertising	GOV	M&C		Operating Expenses			(2,000)	1,819,285
104430	Solar Energy	GOV	M&C		Operating Expenses		1,000		1,820,285
104620	Audit Fees	GOV	M&C		Operating Expenses			(2,000)	1,818,285
105320	Asset Management Expenditure	GOV	M&C		Operating Expenses		5,000		1,823,285
105620	Computer S/W & H/W Enhancement	GOV	M&C		Operating Expenses			(11,000)	1,812,285
107620	Website Maintenance	GOV	M&C		Operating Expenses			(365)	1,811,920
100730	Sundry Income - Photo/Fax	GOV	Fees		Operating Revenue			(150)	1,811,770
101130	Sundry Income - Other	GOV	OR		Operating Revenue		18,114		1,829,884
101430	Legal Fees & Charges	GOV	OR		Operating Revenue			(500)	1,829,384
105130	Insurance Scheme Credit	GOV	OR		Operating Revenue		6,020		1,835,404

106420 Insurance	LOPS	Ins	Operating Expenses	2,786		1,838,190
107730 Building Maintenance Fire Shed	LOPS	M&C	Operating Expenses		(3,680)	1,834,510
107030 Fines and Penalties	LOPS	Fees	Operating Revenue		(500)	1,834,010
107230 Grants	LOPS	OG	Operating Revenue		(13,131)	1,820,879
108220 Dog Pound Maintenance	LOPS	M&C	Operating Expenses	100		1,820,979
108320 Control Expenses Other	LOPS	OR	Operating Expenses		(100)	1,820,879
108330 Dog Registration Fees	LOPS	Fees	Operating Revenue	120		1,820,999
108530 Impounding Fees	LOPS	Fees	Operating Revenue	200		1,821,199
108740 Cat Control Income	LOPS	Fees	Operating Revenue		(300)	1,820,899
109320 Emergency Officer	LOPS	M&C	Operating Expenses	3,000		1,823,899
109530 Grants - CCTV Federal Funds	LOPS	CapR	Capital Revenue	50,235		1,874,134
109400 Furniture & Equipment - CCTV Cameras	LOPS	Capex	Capital Expenses		(88,819)	1,785,315
112720 Superannuation	Health	EMP	Operating Expenses		(46)	1,785,269
114230 CHGS - Other	Health	OR	Operating Revenue		(300)	1,784,969
115520 Analytical Expenses	Health	M&C	Operating Expenses		(10)	1,784,959
111420 MC - Superannuation	Health	EMP	Operating Expenses		(465)	1,784,494
111920 MC - Telephone, Facsimile & Internet	Health	M&C	Operating Expenses		(500)	1,783,994
114120 MC - Doctors House Maintenance	Health	M&C	Operating Expenses		(2,500)	1,781,494
114520 Administrated Allocated	Health	M&C	Operating Expenses	2,182		1,783,676
119420 Regional Education Strategy	Welfare	M&C	Operating Expenses	5,000		1,788,676
116410 TS Child Care Centre Superannuation	Welfare	M&C	Operating Expenses		(171)	1,788,505
116630 Community Events Income	Welfare	Fees	Operating Revenue	1,000		1,789,505
117120 Building Maintenance (including insurance)	Housing	M&C	Operating Expenses		(24,012)	1,765,493
117230 Charges Rent/Leases	Housing	Fees	Operating Revenue	2,000		1,767,493
117330 Other Minor Charges	Housing	Fees	Operating Revenue	450		1,767,943
117500 Buildings - Purchase New House	Housing	Capex	Capital Expenses		(632)	1,767,311
117220 Housing Other Maintenance	Housing	M&C	Operating Expenses		(10,810)	1,756,501
117530 Charges - LGHCP Housing	Housing	Fees	Operating Revenue		(3,320)	1,753,181
117730 Charges - Housing Other	Housing	Fees	Operating Revenue		(6,500)	1,746,681
117830 Charges - Rental Dental House	Housing	Fees	Operating Revenue	2,500		1,749,181
117320 Buildings	Housing	Capex	Capital Expenses		(5,498)	1,743,683
117720 Rubbish Site Maintenance	CA	M&C	Operating Expenses	5,000		1,748,683
119230 Commercial Refuse Removal	CA	M&C	Operating Expenses		(15)	1,748,668

119430 Sundry Income	CA	Fees	Operating Revenue	(500)	1,748,168
119530 Additional Refuse Removal Charges	CA	Fees	Operating Revenue	(660)	1,747,508
119550 Disposal Site Fees	CA	Fees	Operating Revenue	200	1,747,708
119830 Septic Tank application fees	CA	Fees	Operating Revenue	300	1,748,008
119840 Septic Tank inspection fees	CA	Fees	Operating Revenue	300	1,748,308
121120 Town Planning /DAP	CA	M&C	Operating Expenses	14,500	1,762,808
121330 Railway Station Maintenance	CA	M&C	Operating Expenses	200	1,763,008
123020 Cemetery Operation/Maintenance	CA	M&C	Operating Expenses	(5,470)	1,757,538
123320 Duffy's Store Maintenance	CA	M&C	Operating Expenses	(823)	1,756,715
123420 Community Bus Expenses	CA	M&C	Operating Expenses	(1,000)	1,755,715
124100 Lovelocks Soak	CA	M&C	Operating Expenses	2,000	1,757,715
124120 Sundry Expenses	CA	M&C	Operating Expenses	(100)	1,757,615
124360 Community/Development costs	CA	M&C	Operating Expenses	(500)	1,757,115
123630 Cemetery Fees	CA	Fees	Operating Revenue	420	1,757,535
123640 Community Bus Charges	CA	Fees	Operating Revenue	250	1,757,785
124220 Public Halls	REC	M&C	Operating Expenses	(850)	1,756,935
124330 Equipment Hire Charge	REC	Fees	Operating Revenue	200	1,757,135
124530 Charges - Hall Hire	REC	Fees	Operating Revenue	(1,000)	1,756,135
126020 Swimming Pool Operating Expenses	REC	M&C	Operating Expenses	33,100	1,789,235
126100 Salaries/Wages Pool	REC	EMP	Operating Expenses	10,000	1,799,235
126420 Public Parks, Gardens & Reserves	REC	M&C	Operating Expenses	21,300	1,820,535
126520 Other Sporting Amenities	REC	M&C	Operating Expenses	11,000	1,831,535
126820 Bowling Club	REC	M&C	Operating Expenses	(1,184)	1,830,351
126920 Sundry Grants Expenditure	REC	M&C	Operating Expenses	(500)	1,829,851
127330 Contributions & Donations	REC	OR	Operating Expenses	(3,350)	1,826,501
127630 Sundry Grants	REC	OG	Operating Revenue	500	1,827,001
127830 Charges - Pool Admissions	REC	Fees	Operating Revenue	(1,000)	1,826,001
128230 Grant - DSR	REC	OG	Operating Revenue	(10,000)	1,816,001
128340 Buildings Pool Upgrade	REC	Capex	Capital Expenses	72,600	1,888,601
128650 Infrastructure - Parks & Ovals	REC	Capex	Capital Expenses	17,200	1,905,801
129630 Contributions & Donations	REC	OE	Operating Expenses	(200)	1,905,601
131450 RSL Carrier Shed	REC	M&C	Operating Expenses	(160)	1,905,441
131550 Community Events Expenses	REC	M&C	Operating Expenses	930	1,906,371

131550 Youth Week Celebrations	REC	M&C	Operating Expenses	1,060		1,907,431
131330 Contributions & Donations	REC	OR	Operating Revenue	200		1,907,631
131360 Youth/Children Week Grant	REC	OG	Operating Revenue		(2,000)	1,905,631
131370 Community Grant	REC	OG	Operating Revenue	609		1,906,240
131240 RRG Projects	Trans	Capex	Capital Expenses		(37,231)	1,869,009
131640 Municipal Fund Projects	Trans	Capex	Capital Expenses	82,638		1,951,647
155940 Town Streets - Kerbing & Drainage	Trans	Capex	Capital Expenses	70,000		2,021,647
133220 Road Project WANDARRA	Trans	M&C	Operating Expenses	537,311		2,558,958
133620 Street Trees & Watering	Trans	M&C	Operating Expenses	2,200		2,561,158
134040 Depot Transportables	Trans	M&C	Operating Expenses	1,600		2,562,758
134320 Street Cleaning	Trans	M&C	Operating Expenses		(10,280)	2,552,478
134520 Contract Safety and Induction	Trans	M&C	Operating Expenses		(1,000)	2,551,478
134620 Roman - Annual Maintenance	Trans	M&C	Operating Expenses		(109)	2,551,369
135530 Grants - DIRECT - MRWA	Trans	OG	Operating Revenue	41,789		2,593,158
135630 WANDRRA - Natural Disaster	Trans	OG	Operating Revenue		(383,911)	2,209,247
136530 Contribution - Rural Road Maintenance	Trans	OG	Operating Revenue	1,600		2,210,847
134840 Furniture & Equipment	Trans	Capex	Capital Expenses	5,000		2,215,847
166200 Asset Depreciation	Trans	Deprec	Non Cash Item	(40,000)		2,215,847
167230 Profit on Asset Disposals	Trans	Profit	Non Cash Item	1,000		2,215,847
135540 Purchase Plant	Trans	Capex	Capital Expenses	15,000		2,230,847
135640 Tool & Equipment	Trans	Capex	Capital Expenses		(6,000)	2,224,847
143230 Commission - Online Licensing	Trans	Fees	Operating Revenue		(600)	2,224,247
138420 Noxious Weeds/Pest Plants	ES	M&C	Operating Expenses		(4,600)	2,219,647
139120 Area Promotion	ES	M&C	Operating Expenses		(4,535)	2,215,112
139220 Visitors Centre	ES	M&C	Operating Expenses	349		2,215,461
139420 Eco Caravan Park Maintenance	ES	M&C	Operating Expenses		(500)	2,214,961
139430 Visitors Centre	ES	Fees	Operating Revenue		(1,000)	2,213,961
139830 Reimbursements	ES	OR	Operating Revenue	100		2,214,061
140920 Insurance	ES	Ins	Operating Expenses		(2,366)	2,211,695
142319 Water Supply Standpipes	ES	Utilities	Operating Expenses	500		2,212,195
142350 Campsite (Glyde St)	ES	M&C	Operating Expenses		(327)	2,211,868
139440 Campsite lease income	ES	Fees	Operating Revenue	14,000		2,225,868
142730 Water Sales	ES	Fees	Operating Revenue		(2,000)	2,223,868

143330 Charges - Private Works Various	OPS	Fees	Operating Revenue		(1,450)	2,222,418
143420 Works Supervisor Superannuation	OPS	EMP	Operating Expenses	5,000		2,227,418
143520 Travelling & Conferences	OPS	M&C	Operating Expenses	3,000		2,230,418
144220 Long Service Leave	OPS	EMP	Operating Expenses		(14,337)	2,216,081
144320 Insurance on Works	OPS	Ins	Operating Expenses	2,496		2,218,577
144520 Staff Training (OHS, etc)	OPS	EMP	Operating Expenses	5,000		2,223,577
147820 Staff Allowances	OPS	EMP	Operating Expenses		(5,000)	2,218,577
174220 Less PWO Allocated to W&S	OPS	M&C	Operating Expenses	3,841		2,222,418
145320 Other Expense	OPS	OE	Operating Expenses		(598)	2,221,820
145220 Insurance & Licenses	OPS	Ins	Operating Expenses		(4,830)	2,216,990
145420 Less Allocation to W & S	OPS	M&C	Operating Expenses	5,428		2,222,418
166400 Asset Depreciation	OPS	Deprec	Non Cash Item	(40,000)		2,222,418
168900 Depreciation Charged to Works & Services	OPS	Deprec	Non Cash Item	40,000		2,222,418
144930 Reimbursements	OPS	OR	Operating Revenue		(1,000)	2,221,418
146120 RDO and TIL Accruals	OPS	EMP	Operating Expenses	23,245		2,244,663
146130 Reimbursements - Workers Compensation	OPS	OR	Operating Revenue	(23,245)		2,221,418
				(39,000)	1,362,512	(696,571)

**NOTES TO THE STATEMENT OF FINANCIAL ACTIVITY
FOR THE PERIOD ENDED 30 JUNE 2019**

**NOTE 15
EXPLANATION OF MATERIAL VARIANCES**

The material variance thresholds are adopted annually by Council as an indicator of whether the actual expenditure or revenue varies from the year to date Actual materially.

The material variance adopted by Council for the 2018-19 year is \$5,000 or 10.00% whichever is the greater.

Reporting Program	Var. \$	Var. %	Timing/ Permanent	Explanation of Variance
	\$	%		
Revenue from operating activities				
Economic Services	10,651	52.03%	▲ Timing	Income Received in Advance
Other Property and Services	38,794	108.50%	▲ Timing	\$30K Traineeship Funding Received in 2018-19
Expenditure from operating activities				
General Purpose Funding	4,863	12.32%		
Housing	37,230	9.87%	Timing	
Community Amenities	89,953	29.17%	▲ Timing	Behind Budget
Transport	69,390	7.57%	Timing	
Economic Services	7,703	5.93%	Timing	
Other Property and Services	(14,339)	(63.19%)	▼ Timing	
Investing Activities				
Non-operating Grants, Subsidies and Contributions	(1,056,200)	(48.77%)	▼ Timing	Funding for Childhood Centre 2019-20
Capital Acquisitions	2,075,771	44.24%	▲ Timing	WIP Childhood Centre, road work carried forward

Shire of Three Springs																		
2018/2019 Works Programme @30th June 2019																		
Road/Works	Job No	GL No	Works Program Progress												Financial Information			
			July	Aug	Sep	Oct	Nov	Dec	Jan	Feb	Mar	April	May	June	Full Year Budget	Y'td Budget	Y'td Actuals	Comments
Main Roads Projects																		
Three Springs Morawa Rd slk15.71-20.35 Pre seal	MR09	3154						X			X	X	X	X	267,000	267,000	129,633	Work in progress
Three Spring - Enneabba Road 10mm PMB re-seal SLK 12-19	MR10	3154						X			X	X	X	X	320,000	320,000	238,124	Work in progress
Three Spring - Perenjori 10mm PMB re-seal SLK8.4-14.8	MR11	3154						X			X	X	X	X	266,500	266,500	241,089	Work in progress
Black Spot - Midlands Arrino intersection	1252	3104													225,000	225,000	0	Feasibility study commencing soon
RG04 - Intersection - Three Springs-Eneabba, Nebru Rd	RG04	3124	X	X			X			X					37,231	37,231	51,918	Release of retention monies for past capital works.
Perenjori Road -Widen, seal & reconstruct	MR08	3154		X											0	0	983	
															1,115,731	1,115,731	661,746	
Roads To Recovery																		
Dudawa Road Various locations Pavement Repairs	RR09	3134										X	X	X	50,868	50,868	54,639	Road works complete
Arrino South Road Various locations Pavement Repairs	RR10	3134										X	X	X	155,444	155,444	152,579	Road works complete
Bunney Road	RR01	3134				X	X	X							117,633	117,633	105,951	Road works complete
															323,945	323,945	313,169	
Shire Projects																		
Strutton RoadResheet 1km	C1095	3164										X	X	X	139,509	139,509	97,725	Extend Road works to 4km @ total cost of \$139,509.
Simpson Road Resheet 1km & pruning	C1007	3164					X		X	X	X	X	X	X	149,509	149,509	105,462	Extend Road works from 1km to 4 km resheeting @ total cost of \$149,509.
Drainage	1208	5594		X								X	X	X	32,606	32,606	865	Shire /Contractor
Footpath	1245	3224							X		X	X	X	X	80,000	80,000	95,522	Footpaths construction at Glyde street completed
															401,624	401,624	299,574	
Total Capital Works															1,841,300	1,841,300	1,274,490	
WANDRRA PROJECTS																		
FLOOD DAMAGE WORKS		3322													0	0	0	Wandrra project cancelled - removed in Budget review
															0	0	0	
Operations and Maintenance Expenditure																		
		3352													0	0	419,116	Total made up of individual road maintenance costings.
Town Street Maintenance	1201	3352	X	X	X	X	X	X	X	X	X	X	X	X	32,116	32,116	25,654	
Rural Road Maintenance	1202	3352	X	X		X	X	X	X		X	X	X	X	113,433	113,433	12,049	
Road Maintenance Grading	1229	3352													305,471	305,471	0	Cost against individual roads -row 43
Fire Control	5001	0692	X	X	X	X	X		X	X	X	X	X	X				
Refuse Site Maintenance	1001	1772	X		X	X	X	X	X	X	X	X	X	X	30,426	30,426	17,190	
Tree Pruning Rural Roads (Contract)	1324	3372									X	X	X	X	100,000	100,000	44,599	
Tree Pruning Town (Contract)	1322	3372				X					X				15,000	15,000	17,294	
Traffic Signs & Control	1240	3442						X				X	X	X	6,000	6,000	2,710	
Landscape and kerbing maintenance		2102									X				20,000	20,000	27	
Parks and Garden Maintenance																		
Other Parks & Gardens Maintenance	1105	2642	X	X	X	X	X	X	X	X	X	X	X	X	77,717	77,717	66,059	Most costs captured in activity areas.
Street Trees & Watering	1232	3362	X	X	X	X	X	X	X		X	X	X	X	4,450	4,450	1,376	
Street Cleaning	1231	3432	X	X	X	X	X	X	X	X	X	X	X	X	30,000	30,000	41,038	
Oval Maintenance		2652	X	X	X	X	X	X	X	X	X	X	X	X	101,315	101,315	91,964	
Stormwater Drain Maintenance	1003	2002	X	X	X		X				X	X	X	X	9,950	9,950	8,945	
Centenary Water Feature	1120	3132	X	X	X	X	X	X	X	X	X	X	X	X	7,950	7,950	6,569	
Verge Spraying - Weed control	1301	3842	X	X	X	X	X			X		X	X	X	20,500	20,500	12,213	
Cemetery Maintenance		2302	X	X	X	X	X	X	X	X	X	X	X	X	22,050	22,050	22,182	Clean up Arrino and T/Springs cemeteries
Depot Maintenance	1230	3402	X	X	X	X	X	X	X	X	X	X	X	X	34,391	34,391	41,646	
Total Operations and Maintenance															930,769	930,769	830,630	

		Debtors Trial Balance						
		As at 30.06.2019						
Debtor #	Name	Credit Limit	01.04.2019		01.05.2019	31.05.2019	30.06.2019	Total
			GT 90 days	Age	GT 60 days	GT 30 days	Current	
			Of Oldest Invoice (90Days)					
4			20.00	116	0.00	0.00	0.00	20.00
A18			0.00	0	0.00	18662.14	13931.66	32593.80
A59			0.00	0	0.00	15400.00	0.00	15400.00
C6			0.00	0	0.00	0.00	80.00	80.00
C102			0.00	0	440.70	0.00	0.00	440.70
G66			0.00	0	0.00	0.00	1650.00	1650.00
H54			0.00	0	0.00	0.00	0.00	-0.02
J17			0.00	0	0.00	1430.00	1779.77	3209.77
K20			0.00	0	0.00	0.00	0.00	-100.00
K30			0.00	0	0.00	0.00	0.00	0.00
L94			0.00	0	0.00	0.00	80.00	80.00
M118			112.50	170	0.00	0.00	0.00	112.50
O17			0.00	0	0.00	0.00	0.00	-600.00
S28			0.00	0	0.00	0.00	11730.40	11730.40
T52			1970.34	179	1086.56	800.00	640.00	4496.90
T57			0.00	0	0.00	40.00	40.00	80.00
W60			0.00	0	0.00	0.00	0.00	-158.21
W61			0.00	0	0.00	880.00	0.00	880.00
Totals --- Credit Balances:		-858.23	2102.84		1527.26	37212.14	29931.83	69915.84

9.3.2. ACCOUNTS FOR PAYMENT – 30 JUNE 2019

Agenda Reference: CEO
Location/Address: Shire of Three Springs
Name of Applicant: Shire of Three Springs
File Reference: ADM0083
Disclosure of Interest:
Date: 11th July, 2019
Author: Donna Newton

Signature of Author: _____

SUMMARY

Council to confirm the payment of creditors in accordance with Local Government (Financial Management) Regulations 1996 section 13 (1).

ATTACHMENT

Lists of creditors paid as at 30th June, 2019 is attached.

BACKGROUND

Financial regulations require a schedule of payments made through the Council's bank accounts be presented to Council for their inspection. The list includes details for each account paid incorporating payee's name, amount of the payment, date of payment and sufficient information to identify the transaction.

CONSULTATION

No consultation required.

STATUTORY ENVIRONMENT

Local Government Act 1995 Section 6.4.

Local Government (Financial Management) Regulations 1996 Section 12 and 13.

POLICY IMPLICATIONS

Payments have been made under delegation.

FINANCIAL IMPLICATIONS

Funds available to meet expenditure.

STRATEGIC IMPLICATIONS

Nil.

OFFICER COMMENT

Invoices supporting all payments are available for inspection. All invoices and vouchers presented to Council have been certified as to the receipt of goods and the rendition of services and as to prices, computations and costing and that the amounts shown were due for payment.

VOTING REQUIREMENTS

Simple Majority

190710 COUNCIL RESOLUTION – ITEM 9.3.2

MOVED: Cr Mutter

SECONDED: Cr Heal

That Council notes the accounts for payment as presented for June, 2019 from the –

Municipal Fund totalling \$582,963.25 represented by Electronic Fund Transfers No's 15250 – 15353, Cheque No's 11546 – 1552 and Direct Debits 11913.1, 11914.1, 11925.1 – 11925.5, 11938.1 – 11938.5, 11941.1 & 11944.1.

Licensing Fund totalling \$12,698.10 represented by Direct Debit No 111947.1.

CARRIED

Voted: 6/0

Date: 01/07/2019
Time: 2:02:35PM

SHIRE OF THREE SPRINGS
Statement of Payments for the Month of June 2019

USER: Donna Newton
PAGE: 1

Cheque /EFT No	Date	Name Invoice Description	INV Amount	Amount
		Synergy		
11546	07/06/2019	Electricity Usage Charges		9,136.70
INV	28/05/2019	Electricity Charges 01/03/2019 to 06/05/2019 - Depot (Includes Portion of	7,026.65	
INV	04/06/2019	Electricity Charges 25/04/2019 to 24/05/2019 - 133 Street Lights, Over	2,110.05	
		Telstra		
11547	07/06/2019	Monthly Account		1,780.21
INV	23/05/2019	Monthly Telephone Usage Charges to 15/05/2019, Service Charges to	1,593.65	
INV	05/06/2019	Mobile Phone Charges 05/05/2019 to 04/06/2019 - 0409 835 726, Mobile	1.60	
INV	05/06/2019	Mobile Phone Usage 05/05/19 to 04/06/19 - 0448 070 406 (Internet)	184.96	
		City Of Greater Geraldton		
11548	21/06/2019	Building Certification Services - July 2018 to June 2019		970.54
INV 87204	19/06/2019	Total Hours Assessing Building Applications 10.5 @ \$88.15, Phone	970.54	
		Shire of Three Springs - Petty Cash		
11549	21/06/2019	Petty Cash Recoup		95.75
INV JUNE	19/06/2019	Plate Change from TS5021 to 1GAX970 (Plate Lost), Plate Remake for	95.75	
		Telstra		
11550	21/06/2019	Monthly Account		50.00
INV	11/06/2019	Mobile Phone Usage 11/05/2019 to 10/06/2019 - 0407 981 659 \$25.00	50.00	
		Water Corporation		
11551	21/06/2019	Water use and service charge		22,583.73
INV 0116	04/06/2019	Water usage from 09.04.2019 until 12.06.2019	149.51	
INV	12/06/2019	Water Usage 09/04/2019 to 11/06/2019 - Arrino Standpipe	1,147.90	
INV	12/06/2019	Water Usage 09/04/2019 to 11/06/2019	17.74	
INV	13/06/2019	Water usage from 10.06.19 until 12.06.2019, Service Charges from	621.98	
INV 0127	13/06/2019	Water usage from 10.04.2019 until 12.06.2019, Service Charge from	620.39	
INV 0162	13/06/2019		181.08	
INV 0159	13/06/2019	Service charge from 01.05.2019 to 30.06.2019	114.69	
INV 0110	13/06/2019	Water usage from 09.04.2019 until 12.06.2019, Service Charge from	692.53	
INV 0109	13/06/2019	Water usage from 09.04.209 until 12.06.2019, Service charge from	150.27	
INV 0151	13/06/2019	Service Charge Account	114.69	
INV 0136	13/06/2019	water usage from 09.04.2019 until 12.06.2019, Service charge from	237.09	
INV 0127	13/06/2019		362.38	
INV 0157	13/06/2019	Water usage from 09.04.2019 until 12.06.2019, Service charge from	776.51	
INV 0137	13/06/2019	water usage from 09.04.2019 until 12.06.2019, Service charge from	1,030.70	
INV 0157	13/06/2019	water usage from 09.04.2019 until 12.06.2019, service charge from	283.91	
INV 0105	13/06/2019	Water usage from 10.04.2019 until 12.06.2019	149.51	
INV 0113	13/06/2019		395.30	
INV 0136	13/06/2019	Water usage from 10.04.2019 until 12.06.2019, Service charge from	151.33	
INV 0116	13/06/2019	Water usage from 10.04.2019 until 12.06.2019	45.61	
INV 0108	13/06/2019		149.51	
INV 0161	13/06/2019	Service charges from 01.05.2019 until 30.06.2019	120.49	
INV	13/06/2019	Service Charge from 01.05.2019 until 30.06.2019	44.73	
INV 0132	13/06/2019	Water Usage from 12.04.2019 until 12.06.2019, Service Charge from	4,798.69	
INV 0139	13/06/2019	Water usage from 09.04.2019 until 12.06.2019, Service Charge from	175.28	
INV 0112	13/06/2019	Water Usage from 10.04.2019 until 12.06.2019	157.11	
INV 0109	13/06/2019	Water charges from 10.04.2019 until 12.06.2019	58.28	
INV 0148	13/06/2019	Service charge from 01.05.2019 until 30.06.2019	44.73	
INV 0133	13/06/2019	Water usage from 10.04.2019 until 12.06.2019, Service charge from	282.14	
INV	13/06/2019	Water Usage 10/04/2019 to 12/06/2019	233.13	
INV	13/06/2019	Water Usage 09/04/2019 to 1/06/2019 - Strutton Road, Water Usage	3,978.38	
INV	13/06/2019	Water Usage 09/04/2019 to 12/06/2019, Service Charge 01/05/2019 to	621.98	
INV	13/06/2019	Service Charge 01/05/2019 to 30/06/2019, Service Charge 01/10/2018 to	288.27	
INV	13/06/2019	Water Usage 10/04/2019 to 12/06/2019 45% - Medical Centre, Service	261.54	
INV	13/06/2019	Service Charge 01/05/2019 to 30/06/2019 Unit 4 Kadathinni, OverDue	65.00	
INV	13/06/2019	Service Charges 01/05/2019 to 30/06/2019	115.60	
INV	13/06/2019	Service Charges 01/05/2019 to 30/06/2019 Unit 2 Kadathinni	44.73	
INV	13/06/2019	Service Charges 01/05/2019 to 30/06/2019 Unit 5 Kadathinni	44.73	
INV	13/06/2019	Service Charges 01/05/2019 to 30/06/2019 Unit 3 Kadathinni	44.73	

Date: 01/07/2019
Time: 2:02:35PM

SHIRE OF THREE SPRINGS
Statement of Payments for the Month of June 2019

USER: Donna Newton
PAGE: 2

Cheque /EFT No	Date	Name Invoice Description	INV Amount	Amount
Water Corporation				
INV	13/06/2019	Service Charges 01/05/2019 to 30/06/2019 Unit 1 Kadathinni	44.73	
INV	13/06/2019	Water Usage 10/04/2019 to 12/06/2019 - Kadathinni Gardens	2,455.80	
INV	13/06/2019	Water Usage 10/04/2019 to 12/06/2019, Service Charges 01/05/2019 to	140.43	
INV	13/06/2019	Service Charges 01/05/2019 to 30/06/2019 - Unit 6 Kadathinni	44.73	
INV	13/06/2019	Water Usage 09/04/2019 to 12/06/2019 Unit 1 (A) 66 Williamson Street,	318.63	
INV	14/06/2019	Water Usage Charges 09/04/2019 to 12/06/2019 - On Charge to Tenant	32.08	
INV	14/06/2019	Water Usage 10/04/2019 to 13/06/2019 - Water Usage from Bluewater	32.94	
INV	14/06/2019	Water Usage 09/04/2019 to 12/06/2019, Credit Water Usage 09/04/2019	0.89	
INV	14/06/2019	Water Usage 12/04/2019 to 12/06/2019	383.97	
INV	20/06/2019	Water usage 10.04.2019 until 12.06.2019, Service Charges 01.05.2019	357.36	
Shire of Chapman Valley				
11552	28/06/2019	Planning Services		2,599.05
INV 8653	17/06/2019	Planning Services Undertaken on Behalf of the Shire of Three Springs	2,599.05	
Australian Taxation Office				
EFT15250	07/06/2019	Super Guarantee Statement for Various Employees		2,277.58
INV SG QE	28/02/2019	Super Guarantee Statement Quarter Ending 31/03/2012	48.60	
INV SG QE	28/02/2019	Super Guarantee Statement Quarter Ending 31/12/2013	15.30	
INV SG QE	28/02/2019	Super Guarantee Statement Quarter Ending 31/03/2013	53.22	
INV SG QE	28/02/2019	Super Guarantee Statement Quarter Ending 31/12/2013	508.25	
INV SG QE	28/02/2019	Super Guarantee Statement Quarter Ending 31/03/2014	359.29	
INV SG QE	28/02/2019	Super Guarantee Statement Quarter Ending 31/12/2009	527.40	
INV SG QE	28/02/2019	Super Guarantee Statement Quarter Ending 30/09/2014	378.64	
INV SG QE	28/02/2019	Super Guarantee Statement Quarter Ending 31/12/2014 12/2014 -	214.61	
INV SG QE	28/02/2019	Super Guarantee Statement Quarter Ending 31/03/2010	49.07	
INV SG QE	28/02/2019	Super Guarantee Statement Quarter Ending 31/03/2011	51.44	
INV SG QE	02/04/2019	Super Guarantee Statement Quarter Ending 31/03/2014	41.26	
INV	22/05/2019	General Interest Charge for SG Shortfall 29/04/2019 to 16/05/2019,	26.48	
INV	23/05/2019	General Interest Charge for SG Shortfall 17/05/2019 to 19/05/2019,	4.02	
Australia Day Council of WA				
EFT15251	07/06/2019	Annual Membership		594.00
INV	27/05/2019	Gold Membership 2019-2020	594.00	
BOC Gases				
EFT15252	07/06/2019	Monthly Account		45.36
INV	29/05/2019	Daily Cylinder Tracking 28/04/2019 to 28/05/2019 - Oxygen Industrial	45.36	
Child Support Agency				
EFT15253	07/06/2019	Payroll deductions		337.56
INV	28/05/2019	Payroll Deduction for 28/05/2019	337.56	
Toll Transport Pty Ltd				
EFT15254	07/06/2019	Freight Account Various		219.41
INV	26/05/2019	Freight from Three Springs to State Library - Books, Freight from	32.73	
INV	02/06/2019	Freight from WINC to Three Springs - Stationery and Cleaning Products,	159.39	
INV	05/06/2019	Freight from Refuel to Three Springs - Oil, Freight from Westrac to	27.29	
Veolia Environmental Services				
EFT15255	07/06/2019	Monthly Account		4,653.31
INV	26/05/2019	Weekly Bin Collection - 07/05/2019, 14/05/2019, 21/05/2019 &	4,554.31	
INV	26/05/2019	14/05/2019 - 1 x Rear Lift Medical	99.00	
WINC Australia Pty Limited				
EFT15256	07/06/2019	Stationery & Cleaning Order		1,042.58
INV	22/05/2019	Meterplan Charge MPC6004EXSP 20/04/2019 - 20/05/2019 - 2782	384.96	
INV	23/05/2019	Canon TX-220TS Large Business Desktop Calculator, Winc Copy Paper	657.62	
Choices Flooring Geraldton				
EFT15257	07/06/2019	Contractor		12,734.00
INV 302743	23/05/2019	Vinyl Floor coverings - supply and install Thrift Shop	4,870.00	
INV 302742	23/05/2019	Floor coverings and blinds - supply and install 17 Glyde street	6,770.00	
INV 302753	28/05/2019	Roller blinds - supply and install 47 Williamson Street	1,094.00	

Date: 01/07/2019
Time: 2:02:35PM

SHIRE OF THREE SPRINGS
Statement of Payments for the Month of June 2019

USER: Donna Newton
PAGE: 3

Cheque /EFT No	Date	Name Invoice Description	INV Amount	Amount
Covs Parts Pty Ltd				
EFT15258	07/06/2019	Monthly Account		544.50
INV	23/05/2019	Demon Factory Heater for Depot	544.50	
LP Downing Plant Repairs & Maintenance				
EFT15259	07/06/2019	Contractor		485.00
INV 0032	27/05/2019	Cut Keys and Master All Barrels for 17 Glyde Street	485.00	
Dormakaba Australia				
EFT15260	07/06/2019	Contractor		3,289.22
INV	04/06/2019	Attend Three Springs Medical Centre during working hours to replace	3,289.22	
Department of Fire and Emergency Services (DFES)				
EFT15261	07/06/2019	Emergency Services Levy 2018/19 Quater 4		3,673.60
INV 149120	21/05/2019		3,673.60	
Fire & Safety WA				
EFT15262	07/06/2019	Fire Brigade PPE Order		334.40
INV 33505	30/05/2019	MGFWWCUM Firewalker W/C unlined glove Medium	334.40	
Geraldton Fuel Company Pty Ltd (Refuel Australia)				
EFT15263	07/06/2019	Monthly Account		12,333.96
INV	24/05/2019	20 kg bucket bulk grease, Box of 24 Greases cartidges	285.00	
INV	27/05/2019	ULS/Diesel 8,400.00 Litres @ \$1.4344 per Litre	12,048.96	
Geraldton Building Services & Cabinets				
EFT15264	07/06/2019	Contractor		197,026.83
INV 64197B	29/05/2019	Progress Claim 2 - Construction Three Springs Early Childhood Learning	197,026.83	
Great Southern Fuel Supplies				
EFT15265	07/06/2019	Monthly Fuel Card Account		68.68
INV MAY 19	31/05/2019	24/05/2019 - ULP for OTS - 45.82 Litres	68.68	
Health Insurance Fund (HIF) Of Australia Ltd				
EFT15266	07/06/2019	Payroll deductions		141.75
INV	28/05/2019	Payroll Deduction for 28/05/2019	141.75	
Jason Signmakers				
EFT15267	07/06/2019	Monthly Account		2,706.00
INV 197218	30/05/2019	200 x PVC Delineators	2,706.00	
Kleenheat (Wesfarmers Kleenheat Gas Pty Ltd)				
EFT15268	07/06/2019	Annual Cylinder Service Charge		75.90
INV 421985	21/03/2019	2 x 45KG VAP CYL - Facility Fee / Cylinder Service Charge YR	75.90	
LR & BJ Jones				
EFT15269	07/06/2019	Remove and replace ceilings 4 rooms Visitors Centre		12,023.00
INV 00014	29/05/2019	Community Hall - Repairs and maintenance to front porch, kitchen and	12,023.00	
Landgate Valuations				
EFT15270	07/06/2019	Valuations		155.15
INV	21/05/2019	Country Urban Revaluation 2018/2019	155.15	
Leeman Plumbing & Excavation				
EFT15271	07/06/2019	Contractor		328.65
INV	16/05/2019	Replace Temperature Control Valve on Hot Water System at 65 Carter	328.65	
Mid West Group Of Affiliated Agricultural Societies				
EFT15272	07/06/2019	Contribution Towards the 2019 Mid West District Display at the Perth		200.00
INV	30/05/2019	Contribution Towards the 2019 Mid West District Display at the Perth	200.00	
Totally Workwear Geraldton				
EFT15273	07/06/2019	Uniform Order - Crew Member		534.72
INV	29/05/2019	Shirt Hi Vis L/weight Drill L/S Yellow/Navy Y07950 Size S - Kaiden	354.30	
INV	29/05/2019	YAK BASIC LS SPL VENTED LW VENTED SHIRT YEL/NAV 4X,	180.42	
Midwest Turf Supplies				
EFT15274	07/06/2019	Contractor		2,263.75
INV	28/05/2019	Install New Controller for Oval Reticulation include labour, travel and	2,263.75	
Marketforce Pty Ltd				
EFT15275	07/06/2019	Advertising Account		4,432.64

Date: 01/07/2019
Time: 2:02:35PM

SHIRE OF THREE SPRINGS
Statement of Payments for the Month of June 2019

USER: Donna Newton
PAGE: 4

Cheque /EFT No	Date	Name Invoice Description	INV Amount	Amount
Marketforce Pty Ltd				
INV 27961	28/05/2019	Job Vacancy Advertisement 2 positions (Leading Hand/Plant Operator &	900.68	
INV 27959	28/05/2019	Job Vacancy Advertisement - 2 positions (Leading Hand/ Plant Operator	369.23	
INV 27958	28/05/2019	Advertisement in the Midwest Times Wednesday 08/05/2019 - Local	334.60	
INV 27960	28/05/2019	Advertising West Australian Professional Appointments 11th May - CEO	2,828.13	
North Midlands Agricultural Society Incorporated				
EFT15276	07/06/2019	Contribution to North Midlands Agricultural Society's Art Exhibition		250.00
INV	30/05/2019	North Midlands Agricultural Show - Award Sponsorship for Art	250.00	
Purcher-International Pty Ltd				
EFT15277	07/06/2019	Monthly Account		549.19
INV 522857	22/05/2019	FU QMK580527 Indicator assembly, FU QMK580529 corner infill	310.42	
INV 523055	28/05/2019	Front Bumper Cover LH for TS5004 Canter Crew Cab	238.77	
Precision Acoustics				
EFT15278	07/06/2019	Contractor		918.50
INV	23/05/2019	Service and Calibration Audiometer Equipment	918.50	
Jessica Cherilee Anne Parker				
EFT15279	07/06/2019	Reimbursement of Internet Charges for Out of Office Work		70.00
INV	04/06/2019	28/01/2019 - Internet Charges for pre paid Internet Dongle whilst	70.00	
Rossiter & Co				
EFT15280	07/06/2019	Monthly Account		68.40
INV MAY	08/05/2019	4 Kg Bacon - National Road Safety Week Grant	68.40	
COLAS WA Pty Ltd				
EFT15281	07/06/2019	Contractor		49,318.63
INV 008022	22/05/2019	Additional Seal Works for Perenjori/Three Springs Road	49,318.63	
Rural Health West				
EFT15282	07/06/2019	Rural Health West Annual Organisational Membership		100.00
INV	05/06/2019	Rural Health West Annual Organisational Membership 1 July 2019 to 30	100.00	
Sweetman's Hardware				
EFT15283	07/06/2019	Monthly Account		555.00
INV 68	24/05/2019	Fixings (Childcare Centre), Batteries (Medical Centre), Weed Control	181.00	
INV 5	29/05/2019	2 x 15L Wall Paint (Stowe White) for Thrift Shop	374.00	
Sweetman's Ampol Cafe				
EFT15284	07/06/2019	Catering		179.00
INV 18	29/05/2019	2 X Tray assorted Sandwiches- LGIS Training, TS Shire Office	179.00	
Rajinder Sunner				
EFT15285	07/06/2019	Reimbursment for Parking, Fuel and Cleaning		186.93
INV	23/05/2019	11/05/2019 - Diamond Car Wash, 20/05/2019 - Parking Fee - Attendance	186.93	
Three Springs IGA				
EFT15286	07/06/2019	Monthly IGA Account		297.78
INV MAY	14/05/2019	Nobbies Mixed Nuts 375gm Councillors Meeting May 2019, , Party Mix	48.31	
INV MAY	31/05/2019	Plastic Plates x 50 - National Road Safety Week Grant, Plastic Knives x	249.47	
Three Springs Motel (Barracks)				
EFT15287	07/06/2019	Catering		132.00
INV	24/05/2019	Lamington Cake - Australia Day	132.00	
Top-Flight Roof Restorations & Painting Services				
EFT15288	07/06/2019	Contractor		4,092.00
INV 5216	24/05/2019	Prepare and paint Front Entrance - Community Hall, Replacement	4,092.00	
Twinkarri Pty Ltd				
EFT15289	07/06/2019	Contractor		15,752.00
INV INV-549	22/05/2019	Road and tree pruning management Perenjori Road 28.5 Hoours, Road	15,752.00	
Van't Veer Services				
EFT15290	07/06/2019	Monthly Postage Account		116.00
INV 825	31/05/2019	14/05/2019 - 0-125g Large Letter x 4, 28/05/2019 - 0-125g Large Letter x	116.00	
Winchester Industries				
EFT15291	07/06/2019	Contractor		6,129.75

Date: 01/07/2019
Time: 2:02:35PM

SHIRE OF THREE SPRINGS
Statement of Payments for the Month of June 2019

USER: Donna Newton
PAGE: 5

Cheque /EFT No	Date	Name Invoice Description	INV Amount	Amount
		Winchester Industries		
INV Q9418	17/05/2019	111.45 tonne of 7mm washed blue metal for Three Springs Perenjori	6,129.75	
		Wright-Way Glass & Mirrors Geraldton		
EFT15292	07/06/2019	Contractor		247.50
INV 5357	27/05/2019	Glass Replacement for 2 Windows for 17 Glyde Street	247.50	
		Australian Taxation Office		
EFT15293	21/06/2019	BAS Remittance for May 2019		30,327.00
INV BAS	31/05/2019	BAS Remittance for May 2019, BAS Remittance for May 2019, BAS	30,327.00	
		Bridgestone Service Centre		
EFT15294	21/06/2019	Tyres and Wheel Alignment		1,087.00
INV 234117	31/05/2019	bridgestone R623 215/70R16 tyre fitted and balanced, wheel alignment	1,087.00	
		Child Support Agency		
EFT15295	21/06/2019	Payroll deductions		337.56
INV	11/06/2019	Payroll Deduction for 11/06/2019	337.56	
		Shire of Carnamah		
EFT15296	21/06/2019	Reimbursement of Ranger and Emergency Services Officer		2,523.29
INV 12108 -	24/05/2019	20.06 Hours + 12.16 hours (being 20% of hours for 5 x Public Holidays	2,523.29	
		LP Downing Plant Repairs & Maintenance		
EFT15297	21/06/2019	Key Cutting		15.00
INV 0417	18/06/2019	3x Keys Cut from Master Training Room Key - Swimming Pool	15.00	
		Dongara Ceilings		
EFT15298	21/06/2019	Contractor		4,909.00
INV BD	17/06/2019	Removal and replacement of old ceilings at the Three Springs Child Care	4,909.00	
		LGIS Risk Management		
EFT15299	21/06/2019	RRC Program 2nd Instalment 2018/19		2,409.00
INV	19/06/2019	LGISWA Mid-West Regional Risk Coordination Programme - Project	2,409.00	
		Fuel Distributors Of Western Australia		
EFT15300	21/06/2019	Monthly Fuel Account		367.39
INV 5340	31/05/2019	22/05/2019 ULP for OTS 50.57 Litres, 29/05/2019 ULP for OTS 69.91	379.68	
INV	01/06/2019	Credit for Fuel Purchased in May 2019 for OTS, Credit for Fuel	-12.29	
		GH Country Couriers		
EFT15301	21/06/2019	Frieght Charges		33.00
INV #243924	10/05/2019	10/05/2019 - Freight from Westrac Geraldton to Three Springs - Parts,	33.00	
		JR & A Hersey Pty Ltd		
EFT15302	21/06/2019	Monthly Account		121.13
INV	13/05/2019	FLU-H3016 Hella Flasher 12V 3Pin for Western Star TS5003,	121.13	
		Health Insurance Fund (HIF) Of Australia Ltd		
EFT15303	21/06/2019	Payroll deductions		141.75
INV	11/06/2019	Payroll Deduction for 11/06/2019	141.75	
		Local Government Supervisors Association		
EFT15305	21/06/2019	Registration to LGSA Conference		1,171.50
INV 001184	13/06/2019	Registration LGSA Conference and Expo	1,116.50	
INV 001177	14/06/2019	Membership LGSA for Marc Bennett Manager of Works	55.00	
		LGnet		
EFT15306	21/06/2019	Advertising		165.00
INV 5656	30/05/2019	Advertising CEO Recruitment - LG Net and LG Professionals online	165.00	
		Landgate Valuations		
EFT15307	21/06/2019	Valuations		389.15
INV	29/05/2019	Mining Tenements Chargeable - Schedule No. M2019/1 Dated	39.00	
INV	13/06/2019	Consolidated Mining Tenement Roll	350.15	
		Leopold Contracting		
EFT15308	21/06/2019	Contractor		10,335.60
INV 719	11/06/2019	Grader Hire Carey rd, Natta rd, Tomkins rd Hour rate \$174 + GST	10,335.60	
		Starick Tyres		
EFT15309	21/06/2019	Monthly Account		792.00

Date: 01/07/2019
Time: 2:02:35PM

SHIRE OF THREE SPRINGS
Statement of Payments for the Month of June 2019

USER: Donna Newton
PAGE: 6

Cheque /EFT No	Date	Name Invoice Description	INV Amount	Amount
		Starick Tyres		
INV 31767	31/05/2019	21/05/2019 - 11R22.5 Double Coin RLB1 drive tyre, 30/05/2019 -	792.00	
		Totally Workwear Geraldton		
EFT15310	21/06/2019	Crew Uniform Order		1,852.03
INV	19/06/2019	Shirt Hi Vis L/weight Drill L/S Yellow/Navy Y07950 Size 2XL John	1,852.03	
		Midwest Turf Supplies		
EFT15311	21/06/2019	Contractor		4,233.00
INV	17/06/2019	install new anti syphone loop as per quote 6684 for reticulation	1,685.00	
INV	17/06/2019	install fertillser dosing pump as per quote 6683 for Oval	2,548.00	
		Quantum Surveys Pty Ltd		
EFT15312	21/06/2019	Professional Services		21,387.50
INV	12/06/2019	Crown Land Subdivision - Early Childhood Learning Centre; excision,	6,402.00	
INV	12/06/2019	Survey and Creation of Deposited Plan Neburu Intersection	14,985.50	
		Dudawa Haulage		
EFT15313	21/06/2019	Contractor		45,757.80
INV	10/06/2019	Hire of Road Train \$210 hr, Water Cart \$140hr, Labour \$38 hr for	45,757.80	
		Shire of Three Springs		
EFT15314	21/06/2019	Interim Rate - Revaluation		5.12
INV A676	28/05/2019	Interim Rate - Revaluation for Kadathinni 5, 6, 14, 30 & 15, Victoria	5.12	
		Sweetman's Ampol Cafe		
EFT15315	21/06/2019	Catering		257.00
INV 20	06/06/2019	Tray of Sandwiches - TS LEMC Workshop & Meeting, Tray of Slices -	135.00	
INV 20A	06/06/2019	7 x (14 halves) meat & salad Wraps: CEO recruitment meeting Thursday	122.00	
		Silverwing Holdings T/As Three Springs Sand Blasting		
EFT15316	21/06/2019	Contractor		1,210.00
INV 1468	17/06/2019	footpath repair Maley st, Water Corp, footpath repair Slaughter st	1,210.00	
		Three Springs Primary School P & C Association		
EFT15317	21/06/2019	Catering		562.50
INV 27A	17/06/2019	Supply Lunches and Afternoon Tea for Council @ \$9.00 per person for	562.50	
		The Australian Local Government Job Directory		
EFT15318	21/06/2019	Advertising		1,320.00
INV	17/06/2019	Advertising CEO Recruitment LG Job Directory Issue 23.	1,320.00	
		Three Springs Rural Services		
EFT15319	21/06/2019	Monthly Account		18.56
INV 46006	10/06/2019	Brass 3/4" Ball Cock	18.56	
		Top-Flight Roof Restorations & Painting Services		
EFT15320	21/06/2019	Contractor		4,288.90
INV 5222	06/06/2019	Prepare and paint Kitchen, Ladies and Male Toilets and Front Entrance	3,128.40	
INV 5224	13/06/2019	Painting Visitors centre as quote 894	1,160.50	
		Westrac Pty Ltd		
EFT15321	21/06/2019	Monthly Account		888.53
INV PI	31/05/2019	205 litre drum 15/40 ULS	888.53	
		Landmark Operations Ltd		
EFT15322	21/06/2019	Monthly Account		924.00
INV	28/05/2019	Urea 25Kg bags for Oval	924.00	
		Westline Contracting		
EFT15323	21/06/2019	Contractor		2,079.00
INV	12/06/2019	Line Marking Five locations as Quoted	2,079.00	
		Zed Elect		
EFT15324	21/06/2019	Contractor		2,186.69
INV 0140	05/06/2019	install surge protection on pump at oval - extra work requested - Install	806.69	
INV 0142	07/06/2019	Check and Test Oven	90.00	
INV 0141	07/06/2019	Visitor Centre Lights - Disconnect on 6th May and Install Fittings on	205.00	
INV 22820	07/06/2019	Repairs to 17 Glyde street as per Quote, Install two new light fittings,	1,085.00	

Date: 01/07/2019
Time: 2:02:35PM

SHIRE OF THREE SPRINGS
Statement of Payments for the Month of June 2019

USER: Donna Newton
PAGE: 7

Cheque /EFT No	Date	Name Invoice Description	INV Amount	Amount
WA Treasury Corporation				
EFT15325	24/06/2019	Loan No. 160 Interest payment - Loan 160 Swimming pool U/G 2		12,178.29
INV 160	10/06/2019	Loan No. 160 Principal payment - Loan 160 Swimming pool U/G 2, Loan	12,178.29	
Aussie IT - WA Ink Supplies				
EFT15326	28/06/2019	Printer Ink		95.00
INV 609480	20/06/2019	HP C2P04AA 62 BLACK INK CARTRIDGE - MO, HP C2P06AA 62	95.00	
LENIP Pty LTD T/A Asphalt In A Bag				
EFT15327	28/06/2019	Asphalt Supply		6,875.00
INV	14/06/2019	200 X ASPHALT IN A BAG (DENSE MIX) AS QUOTED 20KG Bags	6,875.00	
Child Support Agency				
EFT15328	28/06/2019	Payroll deductions		337.56
INV	25/06/2019	Payroll Deduction for 25/06/2019	337.56	
Christopher Shaun Connaughton				
EFT15329	28/06/2019	Councillor Sitting Fees for Quarter Ending 30 June 2019		1,031.65
INV #593288	18/06/2019	Splitter 2Way HDMI for Chambers TV to Laptop, Lead A/V HDMI Plg	258.90	
INV JUNE	25/06/2019	Councillor Sitting Fees for Ordinary Meeting Held 17/04/2019,	772.75	
LGIS Risk Management				
EFT15330	28/06/2019	Accommodation Charges for Operational Leadership Program 2019		189.50
INV	27/06/2019	25 % Accommodation Charges for Operational Leadership Program 2019	189.50	
Geraldton Fuel Company Pty Ltd (Refuel Australia)				
EFT15331	28/06/2019	Monthly Account		945.00
INV	13/06/2019	208 litre drum TDH hydraulic oil	945.00	
Health Insurance Fund (HIF) Of Australia Ltd				
EFT15332	28/06/2019	Payroll deductions		141.75
INV	25/06/2019	Payroll Deduction for 25/06/2019	141.75	
Robert James Heal				
EFT15333	28/06/2019	Councillor Sitting Fees for Quarter Ending 30 June 2019		396.00
INV JUNE	25/06/2019	Councillor Sitting Fees for Ordinary Meeting Held 17/04/2019,	396.00	
IT Vision Australia Pty Ltd				
EFT15334	28/06/2019	Central Record Admin Training and Purchase Order Report		1,369.50
INV 31832	27/06/2019	SR197506 - Invoices more than PO Value Report	242.00	
INV 31831	27/06/2019	Central Records - Administration Training for Joanne Gibbons Burnett -	1,127.50	
Irwin Plumbing Services				
EFT15335	28/06/2019	Contractor		5,047.35
INV 2292	07/06/2019	Investigate and Fix Hot Water System	217.25	
INV 2293	07/06/2019	Investigate and Fix Hot Water System - New Tampering Vale	413.60	
INV 2291	07/06/2019	supply and install new Bosch Hydropower H10 hot water	1,100.00	
INV 2295	10/06/2019	call out to fix hot water at dental clinic	423.50	
INV 2296	10/06/2019	call out to repair hot water	154.00	
INV 2298	11/06/2019	replace hot water - estimate price	1,397.00	
INV 2301	19/06/2019	Supply and install new hot water as quote 202	1,342.00	
Jason Signmakers				
EFT15336	28/06/2019	Signage		2,924.90
INV 198018	25/06/2019	GALV60-3.2EL-CHS GALVANISED CHS POST EXTRA LIGHT x	2,924.90	
Joanne Gibbons Burnett				
EFT15337	28/06/2019	Reimbursement for Meals and Fuel for Training		118.59
INV	25/06/2019	Reimbursement for Evening Meal - Records Admin Training 21-22 June	118.59	
Chris Lane				
EFT15338	28/06/2019	Councillor Sitting Fees for Quarter Ending 30 June 2019		2,733.00
INV 30	25/06/2019	Councillor Sitting Fees for Ordinary Meeting Held 17/04/2019,	2,733.00	
Jenny Dorothy MUTTER				
EFT15339	28/06/2019	Councillor Sitting Fees for Quarter Ending 30 June 2019		264.00
INV JUNE	25/06/2019	Councillor Sitting Fees for Ordinary Meeting Held 17/04/2019 and	264.00	
Patricia Mckeon				
EFT15340	28/06/2019	Reimbursement		54.30
INV	14/06/2019	Reimbursement of National Police Certificate Application - Patricia	54.30	

Date: 01/07/2019
Time: 2:02:35PM

SHIRE OF THREE SPRINGS
Statement of Payments for the Month of June 2019

USER: Donna Newton
PAGE: 8

Cheque /EFT No	Date	Name Invoice Description	INV Amount	Amount
Perfect Computer Solutions Pty Ltd				
EFT15341	28/06/2019	Computer and IT Services		3,002.50
INV 24743	25/06/2019	29/05/2019 - Set up records registration on ceonb for Sylvia., 7/06/2019 -	552.50	
INV 24742	25/06/2019	DCEO New HP Desktop Mini Intel i7 PC, 16Gb RAM, 225 Gb SSD with	2,365.00	
INV 24776	27/06/2019	Monthly fee for Daily Monitoring, Management and Resolution of	85.00	
Pneumatic Solutions Australia				
EFT15342	28/06/2019	Parts Account		120.65
INV	18/06/2019	PG 06-04 adaptor push in, 3666 04 06 adaptor, MPU04 air line per metre,	120.65	
Jessica Cherilee Anne Parker				
EFT15343	28/06/2019	Reimbursement of Internet Pre Paid Charges - Working out of Office		10.00
INV	25/06/2019		10.00	
Shire of Three Springs				
EFT15344	28/06/2019	Management Fee		3,093.03
INV 14187	25/06/2019	Management Fee on Rental Income for 2018/2019 Lots 54 & 60 Glyde	707.20	
INV 14186	25/06/2019	Management Fee on Rental Income for 2018/2019 Kadathinni Units,	2,385.83	
Sweetman's Hardware				
EFT15345	28/06/2019	Monthly Account		21.50
INV 94	15/02/2019	Termite Spray	21.50	
Anthony Everett Thomas				
EFT15346	28/06/2019	Councillor Sitting Fees for Quarter Ending 30 June 2019		396.00
INV JUNE	25/06/2019	Councillor Sitting Fees for Ordinary Meeting Held 17/04/2019,	396.00	
The Australian Local Government Job Directory				
EFT15347	28/06/2019	Advertising Account		660.00
INV	24/06/2019	The Australian Local Government Job Directory - CEO recruitment	660.00	
Richard Thorpe				
EFT15348	28/06/2019	Councillor Sitting Fees for Quarter Ending 30 June 2019		264.00
INV JUNE	25/06/2019	Councillor Sitting Fees for Ordinary Meeting Held 17/04/2019 and	264.00	
Three Springs Rural Services				
EFT15349	28/06/2019	Monthly Account		68.46
INV 46156	20/06/2019	Hinge Strap 80mm Post x 25mm Gate, Dynabolt Hex Head 12 x 125mm	30.70	
INV 46157	20/06/2019	Makita HD Tape Measure 10M Magnetic	37.76	
Three Springs Medical				
EFT15350	28/06/2019	Pre-Employment Medical		261.00
INV	17/06/2019	Pre-employment medical for CSO2	261.00	
Westrac Pty Ltd				
EFT15351	28/06/2019	Monthly Account		1,287.01
INV PI	18/06/2019	IR-0739 filter, IR-0751 filter, IR-0753 filter, 1G 8878 filter	249.33	
INV PI	19/06/2019	475-5468 bucket teeth	744.48	
INV PI	20/06/2019	1G-3866 cab mount, 7D-1649 washer, 136-8071 seal, 9X-7358 seal,	293.20	
Dave Watson Contracting Pty Ltd				
EFT15352	28/06/2019	Contractor		4,697.00
INV	24/06/2019	Prune street trees to Western power specifications in Three Springs	4,697.00	
Zed Elect				
EFT15353	28/06/2019	Contractor		779.48
INV 0156	20/06/2019	Electrical repair in shed and wash down pad	779.48	
iiNet Limited				
DD11913.1	01/06/2019	Monthly Medical Centre Coorow Account		54.95
INV	17/05/2019	Monthly Medical Centre Internet Account, 10 ADSL 1 SP-10 User Name	54.95	
Commander Australia				
DD11914.1	11/06/2019	Monthly Account		46.92
INV	24/05/2019	Commander Contract (System Rental) 16/06/2019 to 15/07/2019 - Depot	46.92	
WA Super				
DD11925.1	11/06/2019	Payroll deductions		4,592.21
INV SUPER	11/06/2019	Super. for 11/06/2019	3,625.54	
INV	11/06/2019	Payroll Deduction for 11/06/2019	36.84	

Date: 01/07/2019
Time: 2:02:35PM

SHIRE OF THREE SPRINGS
Statement of Payments for the Month of June 2019

USER: Donna Newton
PAGE: 9

Cheque /EFT No	Date	Name Invoice Description	INV Amount	Amount
WA Super				
INV	11/06/2019	Payroll Deduction for 11/06/2019	147.34	
INV	11/06/2019	Payroll Deduction for 11/06/2019	311.15	
INV	11/06/2019	Payroll Deduction for 11/06/2019	126.83	
INV	11/06/2019	Payroll Deduction for 11/06/2019, Payroll Deduction for Rajinder Singh	344.51	
Colonial First State - FirstChoice Wholesale Personal Super				
DD11925.2	11/06/2019	Superannuation contributions		646.16
INV	11/06/2019	Payroll Deduction for 11/06/2019	300.00	
INV SUPER	11/06/2019	Super. for 11/06/2019	346.16	
Australian Super				
DD11925.3	11/06/2019	Superannuation contributions		621.46
INV	11/06/2019	Payroll Deduction for 11/06/2019	94.04	
INV SUPER	11/06/2019	Super. for 11/06/2019	527.42	
ANZ Smart Choice Super				
DD11925.4	11/06/2019	Superannuation contributions		61.41
INV SUPER	11/06/2019	Super. for 11/06/2019	61.41	
Sunsuper Superannuation Fund				
DD11925.5	11/06/2019	Superannuation contributions		200.34
INV SUPER	11/06/2019	Super. for 11/06/2019	200.34	
WA Super				
DD11938.1	25/06/2019	Payroll deductions		4,047.13
INV SUPER	25/06/2019	Super. for 25/06/2019	3,261.20	
INV	25/06/2019	Payroll Deduction for 25/06/2019	36.74	
INV	25/06/2019		146.95	
INV	25/06/2019	Payroll Deduction for 25/06/2019	311.15	
INV	25/06/2019	Payroll Deduction for 25/06/2019	291.09	
Australian Super				
DD11938.2	25/06/2019	Superannuation contributions		621.46
INV	25/06/2019	Payroll Deduction for 25/06/2019	94.04	
INV SUPER	25/06/2019	Super. for 25/06/2019	527.42	
ANZ Smart Choice Super				
DD11938.3	25/06/2019	Superannuation contributions		415.94
INV	25/06/2019	Payroll Deduction for 25/06/2019	85.58	
INV SUPER	25/06/2019	Super. for 25/06/2019	330.36	
Colonial First State - FirstChoice Wholesale Personal Super				
DD11938.4	25/06/2019	Payroll deductions		646.16
INV SUPER	25/06/2019	Super. for 25/06/2019	346.16	
INV	25/06/2019	Payroll Deduction for 25/06/2019	300.00	
Sunsuper Superannuation Fund				
DD11938.5	25/06/2019	Superannuation contributions		200.34
INV SUPER	25/06/2019	Super. for 25/06/2019	200.34	
National Mastercard				
DD11941.1	25/06/2019	Monthly Credit Card Charges		350.26
INV JUNE	20/06/2019	Booking for Pagoda Resort Spa for Workshop in Perth - CEO Sylvia	350.26	
Commander Australia				
DD11944.1	27/06/2019	Quarterly Account		301.28
INV	11/06/2019	Commander Contract (Quarterly System Maintenance) NT40 Contract	301.28	
Department Of Transport - Daily Licensing				
DD11947.1	30/06/2019	POLICE LICENSING PAYMENTS FOR JUNE 2019		12,698.10
INV T1	30/06/2019	POLICE LICENSING 30/05/2019, POLICE LICENSING 31/05/2019,	12,698.10	

Date: 01/07/2019
Time: 2:02:35PM

SHIRE OF THREE SPRINGS
Statement of Payments for the Month of June 2019

USER: Donna Newton
PAGE: 10

Cheque /EFT No	Date	Name Invoice Description	INV Amount	Amount
---------------------------	-------------	-------------------------------------	-------------------	---------------

REPORT TOTALS

Bank Code	Bank Name	TOTAL
L	POLICE LICENSING	12,698.10
M	MUNICIPAL BANK	582,963.25
TOTAL		595,661.35

National Business Visa Card

21 May, 2019 to 20 June, 2019

Chief Executive Officer

Accommodation Booking Pagoda - Workshop Perth	\$	180.00
Parking Charge for Workshop	\$	20.00
Parking Charge for Workshop	\$	16.50
Pagoda Parking Charge - Workshop Perth	\$	15.20
	\$	231.70

Deputy Chief Executive Officer

ULP for 001TS 35 Litres	\$	46.10
ULP for 001TS 45.50 Litres	\$	54.46
	\$	100.56

Bank Charges	\$	18.00
	\$	18.00

Total Direct Debit Payment made on 25/06/2019	\$	350.26
--	-----------	---------------

Police Licensing

Direct Debits from Trust Account

1 June, 2019 to 30 June, 2019

Tuesday, 4 June 2019	\$	1,021.20
Wednesday, 5 June 2019	\$	144.05
Thursday, 6 June 2019	\$	1,913.55
Friday, 7 June 2019	\$	86.65
Monday, 10 June 2019	\$	109.25
Tuesday, 11 June 2019	\$	548.15
Wednesday, 12 June 2019	\$	1,387.55
Thursday, 13 June 2019	\$	176.90
Friday, 14 June 2019	\$	549.05
Monday, 17 June 2019	\$	372.50
Tuesday, 18 June 2019	\$	416.60
Wednesday, 19 June 2019	\$	1,808.00
Thursday, 20 June 2019	\$	14.95
Tuesday, 25 June 2019	\$	184.40
Wednesday, 26 June 2019	\$	459.45
Thursday, 27 June 2019	\$	17.70
Friday, 28 June 2019	\$	482.35
	\$	9,692.30

Bank Fees

Direct Debits from Muni Account

1 June, 2019 to 30 June, 2019

Total direct debited from Municipal Account	\$	160.77
---	----	---------------

Payroll

Direct Payments from Muni Account

1 June, 2019 to 30 June, 2019

Wednesday, 12 June 2019	\$	32,736.92
Wednesday, 26 June 2019	\$	32,222.00
	\$	64,958.92

10. MOTIONS OF WHICH PREVIOUS NOTICE HAS BEEN GIVEN

Nil

11. BUSINESS OF AN URGENT NATURE INTRODUCED BY DECISION OF MEETING

11.1. ELECTED MEMBERS - Nil

11.2. STAFF - Nil

12. QUESTIONS BY MEMBERS WITHOUT NOTICE

Nil

13. QUESTIONS BY MEMBERS OF WHICH DUE NOTICE HAS BEEN GIVEN

Nil

14. TIME AND DATE OF NEXT MEETING

The Next Ordinary Council Meeting will be held on Wednesday 21st August 2019 at 1.30pm.

15. CONFIDENTIAL ITEMS

Nil

16. MEETING CLOSURE

There being no further business the Presiding Officer closed the meeting at 1.59pm.

I confirm these Minutes to be a true and accurate record of the proceedings of this Council.

Signed: _____

Presiding Officer

Date: 21st August 2019